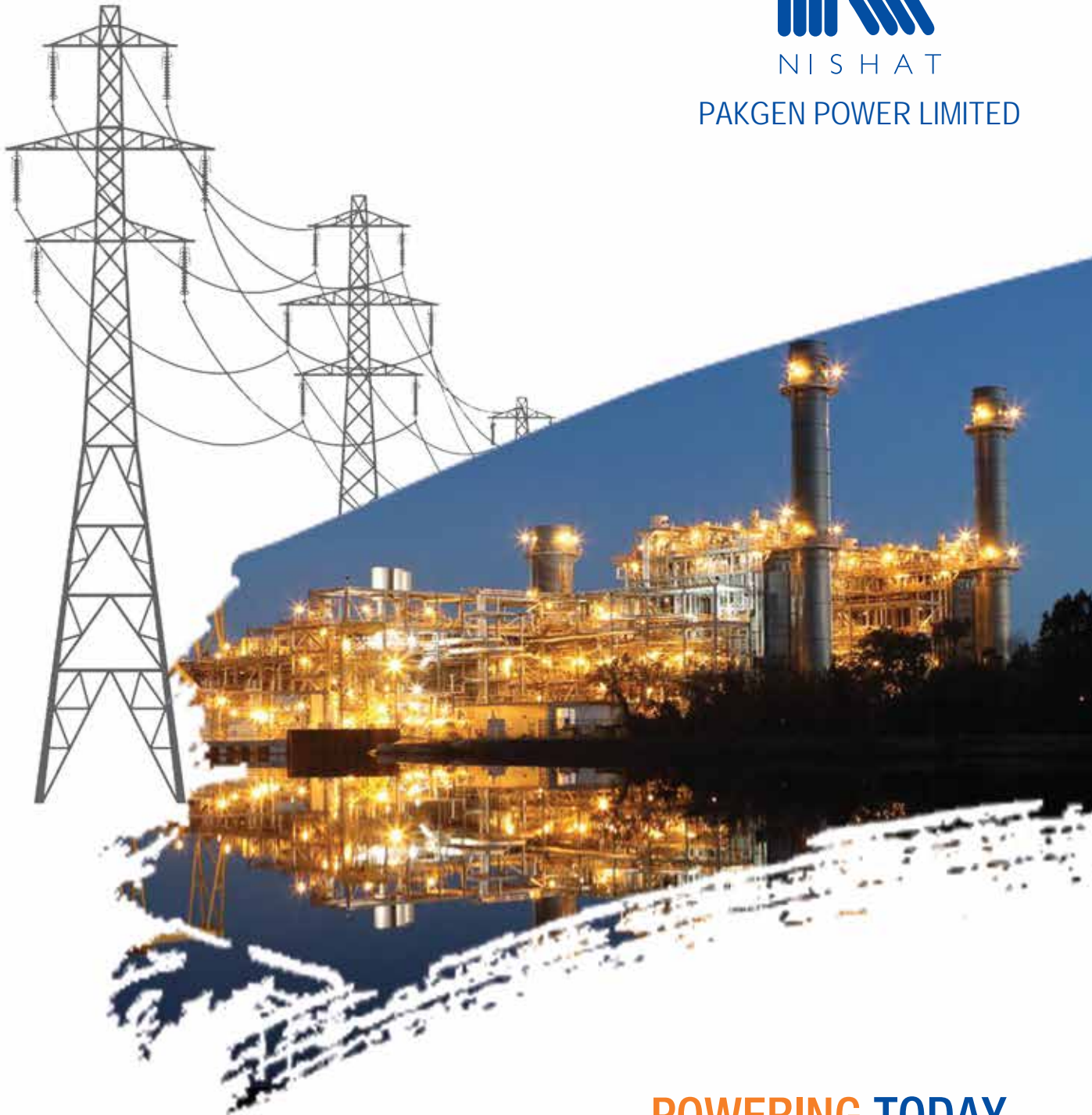




N I S H A T

PAKGEN POWER LIMITED



POWERING TODAY
PROTECTING
TOMORROW.....!

ANNUAL REPORT 2018



CONTENTS

03	Corporate Profile	
05	Vision Statement	
05	Mission Statement	
06	Notice of Annual General Meeting	
20	Organization Chart	
21	Director's Profile	
23	Chairman's Review	
24	Chairman's Review (Urdu)	
25	Directors' Report	
33	Directors' Report (Urdu)	
39	Financial Data	
40	Vertical Analysis	
41	Performance Review	
42	Pattern of Shareholders	
46	Statement of Compliance with the Code of Corporate Governance	
48	Review Report to the Members on Statement of Compliance With Best Practices of Code of Corporate Governance	
51	Auditors' Report To The Members	
56	Statement of Financial Position	
58	Statement of Profit or Loss and Other Comprehensive Income	
59	Statement of Changes in Equity	
60	Statement of Cash Flows	
61	Notes to the Financial Statements	
	Form of Proxy	



COMPANY PROFILE

THE COMPANY

Pakgen Power Limited ("the Company") was incorporated in Pakistan on 22 June 1995 under the Companies Ordinance, 1984 (now the Companies Act, 2017). The registered office is situated at 53-A, Lawrence Road, Lahore. The principal activities of the Company are to own, operate and maintain an oil fired power station ("the Complex") having gross capacity of 365 MW in Mehmood Kot, Muzaffargarh, Punjab, Pakistan.

BOARD OF DIRECTORS

Mian Hassan Mansha Chairman
Mr. Aurangzeb Firoz
Mr. Shahid Malik
Dr. Arif Bashir
Mr. Farrukh Ifzal
Mr. Hassan Nawaz Tarar
Mr. Badar Ul Hassan

CHIEF EXECUTIVE OFFICER

Mr. Ghazanfar Hussain Mirza

AUDIT COMMITTEE

Mr. Farrukh Ifzal Chairman
Mr. Aurangzeb Firoz
Mr. Shahid Malik

HUMAN RESOURCE & REMUNERATION(HR &R) COMMITTEE

Mr. Farrukh Ifzal Chairman
Mian Hassan Mansha
Mr. Badar Ul Hassan

AUDITOR OF THE COMPANY

Riaz Ahmad & Co.
Chartered Accountants

REGISTERED OFFICE

53-A, Lawrence Road,
Lahore-Pakistan
UAN: 042-111-11-33-33

SHARE REGISTRAR

Central Depository Company of Pakistan Limited
CDC House,99-B, Block-B, S.M.C.H.S
Shahra-e-Faisal, Karachi – 74400
Tel: (92-21) 111-111-500
Fax: (92-21) 34326053

CHIEF FINANCIAL OFFICER

Mr. Syed Anees Hassan

COMPANY SECRETARY

Mr. Khalid Mahmood Chohan

BANKERS OF THE COMPANY

Habib Bank Limited
The Bank of Punjab
Silk Bank Limited
United Bank Limited
Allied Bank Limited
National Bank of Pakistan
Bank Alfalah Limited
Faysal Bank Limited
Askari Bank Limited
Habib Metropolitan Bank Limited
MCB Bank Limited(Formerly NIB Bank Limited)
Bank Islamic Pakistan Limited
Al Baraka Bank (Pakistan) Limited

LEGAL ADVISOR OF THE COMPANY

Mr. M. Aurangzeb Khan
Advocate High Court

HEAD OFFICE

1-B, Aziz Avenue, Gulberg-V,
Lahore- Pakistan
Tel:042-35717090-96
Fax:042-35717239

PLANT

Mehmood Kot, Muzaffargarh,
Punjab – Pakistan.

VISION STATEMENT

ENLIGHTEN THE FUTURE THROUGH EXCELLENCE,
COMMITMENT, INTEGRITY AND HONESTY

MISSION STATEMENT

TO BECOME LEADING POWER PRODUCER WITH SYNERGY
OF CORPORATE CULTURE AND VALUES THAT RESPECT
COMMUNITY AND ALL OTHER STAKE HOLDERS.







NOTICE OF ANNUAL GENERAL MEETING

Notice is hereby given that the Annual General Meeting of the members of Pakgen Power Limited (the "Company") will be held on April 30, 2019 (Tuesday) at 11:30 A.M. at The Nishat Hotel (Emporium Mall), Trade and Finance Centre, Near Expo Centre, Abdul Haq Road, Johar Town, Lahore to transact the following business:

1. To receive, consider and adopt the Audited Financial Statements of the Company for the year ended December 31, 2018 together with the Directors' and Auditors' reports.
2. To approve Final Cash Dividend @ 15% [i.e. Re. 1.50 (Rupee One Paisas Fifty Only) per Ordinary Share as recommended by the Board of Directors.
3. To appoint statutory Auditors for the year ending 2019 and fix their remuneration..
4. **Special Business:-**

To consider and if deemed fit, to pass the following resolutions as Special Resolutions under Section 199 of the Companies Act, 2017, as recommended by the Board of Directors with or without modification, addition(s) or deletion(s).

- A) RESOLVED that approval of the members of Pakgen Power Limited (the "Company") be and is hereby accorded in terms of Section 199 of the Companies Act, 2017 for investment upto PKR

1,000,000,000/- (Rupees One Billion Only) in the form of loan / advance to Lalpir Power Limited ("Lalpir"), an associated company, for a period of one year starting from the date of approval by the members, at the mark up rate of 1 Month KIBOR plus 0.50% (which shall not be less than the average borrowing cost of the Company) and as per other terms and conditions of loan agreement in writing and as disclosed to the members.

FURTHER RESOLVED the Chief Executive Officer and/or Chief Financial Officer and/or Company Secretary of the Company be and are hereby singly empowered and authorized to do all acts, matters, deeds and things and take any or all necessary steps and actions to complete all legal formalities including signing of agreement and other documents and file all necessary documents as may be necessary or incidental for the purpose of implementing the aforesaid resolutions.


- B) "Resolved that approval of the members of Pakgen Power Limited (the "Company") be and is hereby accorded in terms of Section 199 and other applicable provisions of the Companies Act, 2017, and the Company be and is hereby authorized to invest up to PKR 200 Million (Rupees Two Hundred Million Only) from time to time in Nishat Hotels and Properties Limited ("NHPL"), an associated company, for subscribing at Par, fully paid up 20,000,000 ordinary shares of PKR 10 each of NHPL, subject to all other regulatory approvals, as applicable.

"Resolved Further that this resolution shall be valid for a period of three (3) years starting from the date of approval by members and the Chief Executive Officer and/or Chief Financial Officer and/or Company Secretary of the Company be and are hereby singly empowered and authorized to do all acts, matters, deeds and things, take any or all necessary actions including signing and execution of agreement(s) and to complete all legal formalities as may be necessary or incidental expedient for the purpose of implementing the aforesaid resolutions."

"Resolved Further that subsequent to the above said equity investment, Chief Executive and/or Company Secretary be and are hereby authorized singly to dispose off, through any mode, a part or all of equity investments made by the Company from time to time as and when deemed appropriate and necessary in the best interest of the Company and its shareholders."

Statement under Section 134(3) of the Companies Act, 2017 concerning special business is annexed to the notice of meeting circulated to the members of the Company.

By order of the Board



(KHALID MAHMOOD CHOHAN)
COMPANY SECRETARY

LAHORE
March 22, 2019

NOTES:

1. BOOK CLOSURE NOTICE:-

The Ordinary Shares Transfer Books of the Company will remain closed from 22-04-2019 to 30-04-2019 (both days inclusive) for entitlement of 15% Final Cash Dividend [i.e. Re. 1.50 (Rupee One and Paisas Fifty Only) Per Ordinary Share] and attending and voting at Annual General Meeting. Physical transfers/ CDS Transactions IDs received in order in all respect up to 1:00 p.m. on April 19, 2019 at Share Registrar, Central Depository Company of Pakistan, Limited CDC House, 99-B, Block 'B', S.M.C.H.S., Main Shahrah-e-Faisal, Karachi, will be considered in time for entitlement of 15% Final Cash Dividend and attending of meeting.

2. ATTENDANCE AT MEETING

A member entitled to attend and vote at this meeting may appoint any other member as his/her proxy to attend and vote. The Instrument appointing a proxy and the power of attorney or other authority under which it is signed or a notarially attested copy of the power of attorney must be deposited at the registered office of the Company at least 48 hours before the time of the meeting. A proxy must be a member of the Company. The proxy form is available on the Company's website: <http://www.pakgenpower.com/>.

Members, who have deposited their shares into Central Depository Company of Pakistan Limited, are being advised to bring their original National Identity Cards along with CDC Participant ID and account number at the meeting venue.

Members who have deposited their shares into Central Depository Company of Pakistan Limited ("CDC") will further have to follow the under mentioned guidelines as laid down by the Securities and Exchange Commission of Pakistan under Circular No.1 of 2000:

A. For Attending the Meeting

- a. In case of Individuals, the account holder and/or sub-account holder whose registration details are uploaded as per the CDC Regulations, shall authenticate his/her identity by showing his/her original CNIC or, original Passport at the time of attending the Meeting.
- b. In case of corporate entity, the Board's resolution / power of attorney with specimen signature of the nominee shall be produced (unless it has been provided earlier) at the time of the Meeting.

B. For Appointing Proxies

- a. In case of individuals, the account holder and/or sub-account holder whose registration details are uploaded as per the CDC Regulations, shall submit the proxy form as per above requirements.
- b. The proxy form shall be witnessed by two persons, whose names, addresses and CNIC numbers shall be mentioned on the form.
- c. Attested copies of the CNIC or the passport of beneficial owners and the proxy shall be furnished with the proxy form.
- d. The proxy shall produce his original CNIC or original passport at the time of the Meeting.
- e. In case of corporate entity, the Board's resolution / power of attorney with specimen signature shall be furnished (unless it has been provided earlier) along with proxy form to the Company.

Members are requested to timely notify any change in their addresses.

Pursuant to the provisions of the Companies Act, 2017, the shareholders residing in a city and holding at least 10% of the total paid up share capital may demand the Company to provide the facility of video-link for participating in the meeting. The demand for video-link facility shall be received by the Share Registrar at the address given hereinabove at least 07 days prior to the date of the meeting on the Standard Form which can be downloaded from the Company's website: www.pakgenpower.com

3. EXEMPTION OF WITHOLDING TAX:

Withholding tax exemption from dividend income, shall only be allowed if copy of valid tax exemption certificate is made available to our Share Registrar Office, Central Depository Company of Pakistan, Limited CDC House, 99-B, Block 'B', S.M.C.H.S., Main Shahrah-e-Faisal, Karachi, up to April 19, 2019

4. SUBMISSION OF COPY OF CNIC (MANDATORY):

Individuals including all joint holders holding physical share certificates are requested to submit a copy of their valid CNIC to the Company or the Company's Share Registrar. All shareholders are once again requested to send a copy of their valid CNIC to our Share Registrar, Central Depository Company of Pakistan, Limited CDC House, 99-B, Block 'B', S.M.C.H.S., Main Shahrah-e-Faisal, Karachi. The Shareholders while sending CNIC must quote their respective folio numbers and name of the Company.

5. ZAKAT DECLARATION (CZ-50):

Zakat will be deducted from the dividends at source under the Zakat & Usher Laws and will be deposited within the prescribed period with the relevant authority.

In case you want to claim exemption from compulsory deduction of Zakat, please submit your Zakat declarations under Zakat and Usher Ordinance, 1980 & Rule 4 of Zakat (Deduction & Refund) Rules, 1981 CZ-50 Form with Share Registrar, Central Depository Company of Pakistan Limited, CDC House, 99-B, Block 'B', S.M.C.H.S., Main Shahrah-e-Faisal, Karachi. The Shareholders while sending the Zakat Declarations, as the case may be, must quote company name and their respective Folio numbers/CDC Account numbers.

6. MANDATORY PAYMENT OF CASH DIVIDEND THROUGH ELECTRONIC MODE:

The provisions of Section 242 of the Companies Act, 2017 require the listed companies that any dividend payable in cash shall only be paid through electronic mode directly into the bank account designated by the entitled shareholders. Accordingly, the shareholders holding physical shares are requested to provide the following information to the Company's Share Registrar at the address given herein above. In the case of shares held in CDC, the same information should be provided directly to the CDS participants for updating and forwarding to the Company.

Folio No. / Investor Account Number / CDC Sub Account No.
Title of Account
CNIC
IBAN Number
Bank Name
Branch
Branch Address
Mobile Number
Name of Network (if ported)
Email Address

Signature of shareholder

7. TRANSMISSION OF ANNUAL FINANCIAL STATEMENTS THROUGH EMAIL:

In terms of the provisions of the companies Act, 2017, the Company can send financial statements electronically to its members. In this regard, the members may send their email information on a standard form which is available at the Company's website i.e. www.pakgenpower.com and send the form, duly signed, along with copy of his/her CNIC to the Company's Share Registrar M/s Central Depository Company of Pakistan Limited.

8. Circulation of Annual Reports through Digital Storage

Pursuant to the SECP's notification SRO 470(I) / 2016 dated 31st May, 2016 the Members of Pakgen Power Limited in AGM held on April 26, 2017 had accorded their consent for transmission of annual reports including audited annual financial statements and other information contained therein of the Company through CD/DVD/USB instead of transmitting the same in hard copies. The shareholders who wish to receive hard copies of the aforesaid documents may send to the Company Secretary / Share registrar, the standard request form available on the Company's website and the Company will provide the aforesaid documents to the shareholders on demand, free of cost, within one week of such demand.

9. Unclaimed Dividend / Shares

Shareholders who could not collect their dividend/ physical shares are advised to contact our Share Registrar to collect/enquire about their unclaimed dividend or shares, if any.

10. Video Conference Facility

In terms of the Companies Act, 2017, members residing in a city holding at least 10% of the total paid up share capital may demand the facility of video-link for participating in the annual general meeting. The request for video-link facility shall be received by the Share Registrar at their address at least 7 days prior to the date of the meeting on the Standard Form available on the website of the Company.

STATEMENT UNDER SECTION 134(3) OF THE COMPANIES ACT, 2017.

This Statement sets out the material facts pertaining to the special business to be transacted at the Annual General Meeting of the Company to be held on April 30, 2019.

A) LOAN /ADVANCE TO LALPIR POWER LIMITED

Lalpir Power Limited (“Lalpir”) is a Public Limited Company incorporated on 22 June 1995 under the Companies Ordinance, 1984. The registered office of Lalpir is situated at 53-A, Lawrence Road, Lahore. The principal activities of the Company are to own, operate and maintain an oil fired power station having gross capacity of 362 MW in Mehmood Kot, Muzaffargarh, Punjab, Pakistan. It is currently listed on the Pakistan Stock Exchange Limited.

Lalpir has a persistent problem with its trade debt balances which fluctuate routinely due to delay in payments from CPPA-G. This creates liquidity problems for Lalpir due to which it has to borrow funds from Banks and Financial Institutions to meet its working capital requirements.

Considering the average borrowing rate of the Company and the return offered by Banks on term deposits, the Directors of the Company has recommended loan / advance in the form working capital loan up to Rs. 1 billion to Lalpir at the interest rate of 1 Month KIBOR plus 0.5% which shall not be less than borrowing cost of the Company. Repayment of the principle amount of loan/advance shall be made within one year from the date of approval by the members while payment of interest due shall be made on monthly basis. The Management expects the transaction to be beneficial for the Company and its shareholders as this will enhance the return on surplus funds available with the Company.

The Directors have certified that they have carried out necessary due diligence for the proposed investment before making recommendation for approval of the members and duly signed recommendation of the due diligence report shall be made available for inspection of members in the general meeting along with latest financial statements of Lalpir.

Lalpir is not a member of the Company. Its sponsors/directors are directors/members of the Company. They have no interest except their directorship and to the extent of their shareholding in the Company which is as follows:

Name	% of Shareholding
Mian Hassan Mansha	3.93
Mr. Aurangzeb Firoz	0.03

Information under Regulation 3 of The Companies' (Investment in Associated Companies or Associated Undertakings) Regulations, 2017.

(a) Disclosure for all types of investments:																		
(A) Disclosure regarding associated company																		
i	Name of Associated Company or Associated Undertaking	Lalpir Power Limited (Lalpir)																
ii	Basis of Relationship	Common Directorship																
iii	Earnings / (Loss) per Share for the last three years	<table border="0"> <thead> <tr> <th>Year</th> <th>Earnings per Share (Rs.)</th> </tr> </thead> <tbody> <tr> <td>2018</td> <td>1.97</td> </tr> <tr> <td>2017</td> <td>2.56</td> </tr> <tr> <td>2016</td> <td>2.62</td> </tr> </tbody> </table>	Year	Earnings per Share (Rs.)	2018	1.97	2017	2.56	2016	2.62								
Year	Earnings per Share (Rs.)																	
2018	1.97																	
2017	2.56																	
2016	2.62																	
iv	Break-up value per Share, based on last audited financial statements	PKR 34.68 per share as at 31 December 2018.																
v	Financial position, including main items of statement of financial position and profit and loss account on the basis of its latest financial statements	<p><u>Assets as at 31 December 2018 (Rupees '000)</u></p> <table border="0"> <tr> <td>Non-current assets –</td> <td>Rs. 9,137,451</td> </tr> <tr> <td>Current assets –</td> <td>Rs. 18,007,231</td> </tr> <tr> <td>Total assets –</td> <td>Rs. 27,144,682</td> </tr> </table> <p><u>Total Current Liabilities – (Rupees '000)</u></p> <table border="0"> <tr> <td>Net equity –</td> <td>Rs. 13,172,717</td> </tr> <tr> <td>Revenue 2018 –</td> <td>Rs. 16,809,658</td> </tr> <tr> <td>Expenses (CGS+Admin) –</td> <td>Rs. 15,141,712</td> </tr> <tr> <td>Other income –</td> <td>Rs. 105,071</td> </tr> <tr> <td>Profit/(Loss) after tax-</td> <td>Rs. 747,472</td> </tr> </table>	Non-current assets –	Rs. 9,137,451	Current assets –	Rs. 18,007,231	Total assets –	Rs. 27,144,682	Net equity –	Rs. 13,172,717	Revenue 2018 –	Rs. 16,809,658	Expenses (CGS+Admin) –	Rs. 15,141,712	Other income –	Rs. 105,071	Profit/(Loss) after tax-	Rs. 747,472
Non-current assets –	Rs. 9,137,451																	
Current assets –	Rs. 18,007,231																	
Total assets –	Rs. 27,144,682																	
Net equity –	Rs. 13,172,717																	
Revenue 2018 –	Rs. 16,809,658																	
Expenses (CGS+Admin) –	Rs. 15,141,712																	
Other income –	Rs. 105,071																	
Profit/(Loss) after tax-	Rs. 747,472																	
vi	In case of investment in relation to a project of associated company or associated undertaking that has not commenced operations, following further information, namely	N/A																
	I Description of the project and its history since conceptualization	N/A																
	II Starting date and expected date of completion of work	N/A																
	III Time by which such project shall become commercially operational	N/A																
	IV Expected time by which the project shall start paying return on investment	N/A																
	V Funds invested or to be invested by the promoters, sponsors, associated company or associated undertaking distinguishing between cash and non-cash amounts	N/A																

(B) General Disclosures:		
(i)	Maximum amount if investment to be made	PKR 1,000,000,000/- (Rupees One Billion Only).
(ii)	Purpose, benefits likely to accrue to the investing company and its members from such investment and period of investment	The Company will earn income on its surplus funds which will add to profitability of the Company.
(iii)	Sources of funds to be utilized for investment and where the investment is intended to be made using borrowed funds:	Surplus funds of the Company
	(I) Justification for investment through borrowings	N/A
	(II) Detail of Collateral, guarantees provided and assets pledged for obtaining such funds	N/A
	(III) Cost benefit analysis	N/A
(iv)	Salient features of the agreement(s), if any, with associated company or associated undertaking with regards to the proposed investment	<p>Agreement will be signed after approval by the members. Other significant terms and conditions are as under:</p> <ol style="list-style-type: none"> 1. Interest due on outstanding amount of loan shall be paid by the associated company on monthly basis on 20th of every month starting from the next month of the disbursement of loan. 2. In case of delay in re-payment of principal and interest, an additional sum equivalent to 2% per annum on the unpaid amount for the period for which the payment is delayed, shall be paid by associated company to the Company in addition to the agreed interest amount. 3. All payments under the loan agreement shall be made through crossed cheques. 4. The associated company shall provide a corporate guarantee to secure the loan.

(v)	Direct or indirect interest of directors, sponsors, majority shareholders and their relatives, if any, in the associated company or associated undertaking or the transaction under consideration	<p>The interest, direct or indirect in the associated company and the transaction under consideration is detailed as under:</p> <p>Two Directors of Pakgen Power Limited, Mian Hassan Mansha currently holds 6.84% shares and Mr. Aurangzeb Firoz currently holds 0.00% shares in Lalpir Power Limited.</p> <p>The associated/related companies holding shares of Pakgen Power Limited are interested in Lalpir Power Limited to the extent of their shareholding as follows:</p> <table border="0" data-bbox="780 667 1343 810"> <tr> <td></td> <td style="text-align: right;">%</td> </tr> <tr> <td>Nishat Mills Limited</td> <td style="text-align: right;">28.80</td> </tr> <tr> <td>Security General Insurance Co. Ltd.</td> <td style="text-align: right;">1.80</td> </tr> <tr> <td>Adamjee Insurance Co. Ltd.</td> <td style="text-align: right;">7.20</td> </tr> <tr> <td>Engen (Pvt) Limited</td> <td style="text-align: right;">8.17</td> </tr> </table> <p>The Companies holding shares of Lalpir Power Limited are interested in Pakgen Power Limited to the extent of their shareholding as follows:</p> <table border="0" data-bbox="780 926 1343 1068"> <tr> <td></td> <td style="text-align: right;">%</td> </tr> <tr> <td>Nishat Mills Limited</td> <td style="text-align: right;">27.55</td> </tr> <tr> <td>Security General Insurance Co. Ltd.</td> <td style="text-align: right;">1.72</td> </tr> <tr> <td>Adamjee Insurance Co. Ltd.</td> <td style="text-align: right;">6.89</td> </tr> <tr> <td>Engen (Pvt) Limited</td> <td style="text-align: right;">17.33</td> </tr> </table>		%	Nishat Mills Limited	28.80	Security General Insurance Co. Ltd.	1.80	Adamjee Insurance Co. Ltd.	7.20	Engen (Pvt) Limited	8.17		%	Nishat Mills Limited	27.55	Security General Insurance Co. Ltd.	1.72	Adamjee Insurance Co. Ltd.	6.89	Engen (Pvt) Limited	17.33
	%																					
Nishat Mills Limited	28.80																					
Security General Insurance Co. Ltd.	1.80																					
Adamjee Insurance Co. Ltd.	7.20																					
Engen (Pvt) Limited	8.17																					
	%																					
Nishat Mills Limited	27.55																					
Security General Insurance Co. Ltd.	1.72																					
Adamjee Insurance Co. Ltd.	6.89																					
Engen (Pvt) Limited	17.33																					
(vi)	In case any investment in associated company or associated undertaking has already been made, the performance review of such investment including complete information/justification for any impairment or write offs	NA																				
(vii)	Any other important details necessary for the members to understand the transaction	None																				
Additional disclosure regarding investment in the form of Loan / Advance																						
(i)	Category-wise amount of investment	PKR 1,000,000,000 (Rupees One Billion Only) in the form of working capital loan.																				
	Average borrowing cost of the investing company, the Karachi Inter Bank Offered Rate (KIBOR) for the relevant period, rate of return for Shariah compliant products and rate of return unfunded facilities, as the case may be, for the relevant period	<p>The current average borrowing cost of the Company for the year ended 31 December, 2018 was 7.37% .</p> <p>1 Month KIBOR as on March 22, 2019 was 10.76%.</p>																				
(ii)	Rate of interest, mark up, profit, fees or commission etc. to be charged by investing company.	The Company shall charge mark up at the rate of 1 Month KIBOR plus 0.50% (which shall not be less than the average borrowing cost of the Company).																				
(iii)	Particulars of collateral or security to be obtained in relation to the proposed investment	The associated company shall provide a corporate guarantee to secure the loan.																				

(iv)	If the investment carries conversion feature i.e. it is convertible into securities, this fact along with terms and conditions including conversion formula, circumstances in which the conversion may take place and the time when the conversion may be exercisable.	Not applicable
(v)	Repayment schedule and terms and conditions of loans or advances to be given to the associated company or associated undertaking.	Repayment of principal will be made within one year with payment of interest due on monthly basis.

B) EQUITY INVESTMENT IN NISHAT HOTELS AND PROPERTIES LIMITED

Nishat Hotels and Properties Limited (NHPL) was incorporated on 04 October 2007 as a public company limited by shares. Its authorized share capital is Rs. 10,000,000,000/- (Rupees Ten Billion Only) divided into 1,000,000,000 (One Billion) ordinary shares of PKR 10 each. The principal activity of the company is to own, manage, establish and operate a shopping malls, hotels and banquet halls. For the intended purpose, NHPL has acquired Hotel site of 119 Kanals, 6 Marlas and 73 SFT of Commercial Land situated at Trade and Finance Block, Johar Town, Lahore, from Lahore Development Authority (LDA) – Urban Development Wing and constructed Emporium Mall which is fully operational since July 2016. Hotel has been opened since May 2017 and 198 rooms are fully operational. The Building has a covered area of 2.742 Million Square Feet comprising the following building components:

- 4 star hotel having 198 fully equipped rooms
- Banquet halls
- Shopping Mall with following features:
- Retail outlets
- Food courts
- Cineplex
- Hyper Star
- Fun Factory
- Two basements with parking bays for cars and motorcycles.

Since NHPL is now fully operational, equity investment is mainly needed by NHPL to repay the long term finances obtained from financial institutions and to meet other working capital requirements.

The directors of the Company certify / undertake that the investment is being made after due diligence. The duly signed recommendation of the due diligence report and directors undertaking/ certificate shall be made available to the members for inspection at the meeting.

Pakgen Power Limited ("the Company) expects significant dividends in future which will eventually enhance the return on investment of the shareholders of the Company, therefore the Directors of the Company have proposed to invest Rs. 200,000,000 by acquiring at Par, fully paid up 20,000,000 ordinary shares of PKR 10 each of NHPL.

NHPL is not a member of the Company. Its sponsors/directors are directors/members of the Company. They have no interest except their directorship and to the extent of their shareholding in the Company which is as follows:

Name	% of Shareholding
Mian Hassan Mansha	3.93

Information Under Regulation 3 of The Companies' (Investment in Associated Companies or Associated Undertakings) Regulations, 2017.

(a) Disclosure for all types of investments:			
(A) Disclosure regarding associated company			
i	Name of Associated Company or Associated Undertaking	Nishat Hotels and Properties Limited ("NHPL")	
ii	Basis of Relationship	Common Directorship	
iii	Earnings / (Loss) per share for the last three years	30-Jun-18 (0.96)	30-Jun-17 (0.23)
			30-Jun-16 (0.11)
iv	Break-up value per share, based on last audited financial statements	Rs 8.64 as per audited financial statements of 30th June, 2018.	
v	Financial position, including main items of statement of financial position and profit and loss account on the basis of its latest financial statements	<u>Half Year Result at 31-Dec-18 (Rupees)</u>	
		Total asset	27,317,220,647
		Total liabilities	19,397,420,016
		Total equity	7,919,800,631
		Net profit/(loss)	(370,773,072)
vi	In case of investment in relation to a project of associated company or associated undertaking that has not commenced operations, following further information, namely	N/A	
	I Description of the project and its history since conceptualization		
	II Starting date and expected date of completion of work		
	III Time by which such project shall become commercially operational		
	IV Expected time by which the project shall start paying return on investment		
	V Funds invested or to be invested by the promoters, sponsors, associated company or associated undertaking distinguishing between cash and non-cash amounts		

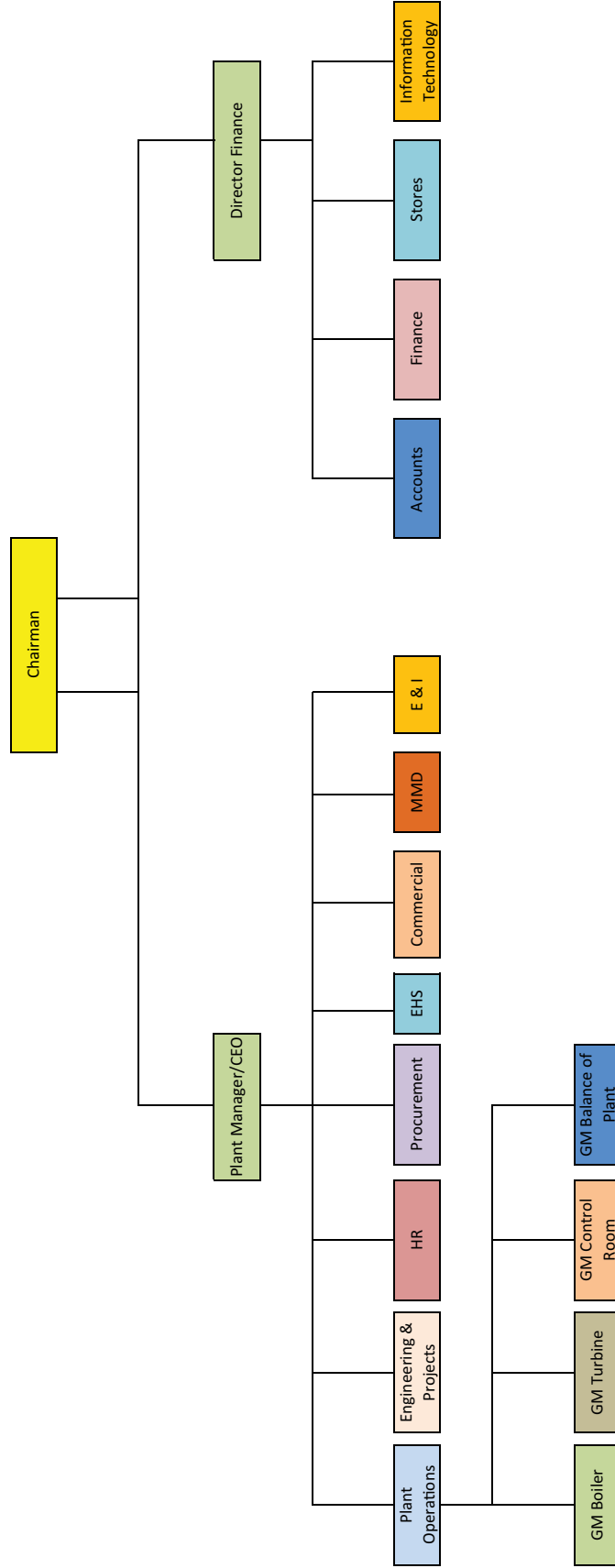
(B) General Disclosures:																																
i	Maximum amount of investment to be made	Rs. 200,000,000 (Rupees Two Hundred Million Only)																														
ii	Purpose, benefits likely to accrue to the investing company and its members from such investment and period of investment	To earn dividend income and / or capital gains which will enhance the profitability of Pakgen Power Limited and add to the shareholders' value of the members of the investing Company. The investment in NHPL will be for long term.																														
iii	Sources of funds to be utilized for investment and where the investment is intended to be made using borrowed funds:	The investment will be made from Company's available funds.																														
	(I). Justification for investment through borrowings	NA																														
	(II). Detail of Collateral, guarantees provided and assets pledged for obtaining such funds	NA																														
	(III). Cost benefit analysis	NA																														
(iv)	Salient features of the agreement(s), if any, with associated company or associated undertaking with regards to the proposed investment	NA																														
(v)	Direct or indirect interest of directors, sponsors, majority shareholders and their relatives, if any, in the associated company or associated undertaking or the transaction under consideration	<p>The interest, direct or indirect in the associated company and the transaction under consideration is detailed as under:</p> <p>The directors of Pakgen Power Limited (Pakgen), their relatives and associated companies holding shares of Nishat Hotels and Properties Limited (NHPL) are interested to the extent of their shareholding as under:-</p> <table border="0"> <thead> <tr> <th style="text-align: left;">Directors:</th> <th style="text-align: right;">% of Shareholding</th> </tr> </thead> <tbody> <tr> <td>Mian Hassan Mansha (Common Director)</td> <td style="text-align: right;">21.72</td> </tr> <tr> <td colspan="2">Relatives:</td> </tr> <tr> <td>Mian Umer Mansha</td> <td style="text-align: right;">21.72</td> </tr> <tr> <td>Mian Raza Mansha</td> <td style="text-align: right;">21.50</td> </tr> <tr> <td>Both brothers of Mian Hassan Mansha.</td> <td></td> </tr> <tr> <td>Mrs. Iqraa Hassan Mansha (Spouse of Mian Hassan Mansha)</td> <td style="text-align: right;">0.00</td> </tr> <tr> <td colspan="2">Associated Companies</td> </tr> <tr> <td>Nishat Mills Limited</td> <td style="text-align: right;">7.40</td> </tr> <tr> <td>Security General Insurance Co. Ltd.</td> <td style="text-align: right;">7.40</td> </tr> </tbody> </table> <p>The directors of NHPL are interested in Pakgen to the extent of their shareholding as under:-</p> <table border="0"> <thead> <tr> <th style="text-align: left;">Name</th> <th style="text-align: right;">% of Shareholding</th> </tr> </thead> <tbody> <tr> <td>Mian Hassan Mansha (Common Director)</td> <td style="text-align: right;">3.93</td> </tr> </tbody> </table> <p>The associated Companies holding shares of NHPL are interested in Pakgen to the extent of their shareholding as follows:</p> <table border="0"> <thead> <tr> <th style="text-align: left;">Name</th> <th style="text-align: right;">% of Shareholding</th> </tr> </thead> <tbody> <tr> <td>Nishat Mills Limited</td> <td style="text-align: right;">28.80</td> </tr> <tr> <td>Security General Insurance Co. Ltd.</td> <td style="text-align: right;">1.80</td> </tr> </tbody> </table>	Directors:	% of Shareholding	Mian Hassan Mansha (Common Director)	21.72	Relatives:		Mian Umer Mansha	21.72	Mian Raza Mansha	21.50	Both brothers of Mian Hassan Mansha.		Mrs. Iqraa Hassan Mansha (Spouse of Mian Hassan Mansha)	0.00	Associated Companies		Nishat Mills Limited	7.40	Security General Insurance Co. Ltd.	7.40	Name	% of Shareholding	Mian Hassan Mansha (Common Director)	3.93	Name	% of Shareholding	Nishat Mills Limited	28.80	Security General Insurance Co. Ltd.	1.80
Directors:	% of Shareholding																															
Mian Hassan Mansha (Common Director)	21.72																															
Relatives:																																
Mian Umer Mansha	21.72																															
Mian Raza Mansha	21.50																															
Both brothers of Mian Hassan Mansha.																																
Mrs. Iqraa Hassan Mansha (Spouse of Mian Hassan Mansha)	0.00																															
Associated Companies																																
Nishat Mills Limited	7.40																															
Security General Insurance Co. Ltd.	7.40																															
Name	% of Shareholding																															
Mian Hassan Mansha (Common Director)	3.93																															
Name	% of Shareholding																															
Nishat Mills Limited	28.80																															
Security General Insurance Co. Ltd.	1.80																															

(vi)	In case any investment in associated company or associated undertaking has already been made, the performance review of such investment including complete information/justification for any impairment or write offs	The Company has provided NHPL a loan of Rs. 1 billion as working capital. The Company has already earned Rs. 59.963 million as mark-up income on said loan since such loan is provided to NHPL. The price for this loan would increase, subject to approval by shareholders, in line with prevailing situation of financial market.									
(vii)	Any other important details necessary for the members to understand the transaction	None									
(b) Additional disclosure regarding Equity Investment											
(i)	Maximum price at which securities will be acquired	Par value of Rs. 10/- per Share									
(ii)	In case the purchase price is higher than market value in case of listed securities and fair value in case of unlisted securities, justification there of	NA									
(iii)	Maximum number of securities to be acquired	20,000,000 Shares of Rs. 10/- each.									
(iv)	Number of securities and percentage thereof held before and after the proposed investment	<table border="1"> <thead> <tr> <th></th> <th>No. of Shares</th> <th>%age</th> </tr> </thead> <tbody> <tr> <td>Before</td> <td>0</td> <td>0</td> </tr> <tr> <td>After</td> <td>20,000,000</td> <td>1.87</td> </tr> </tbody> </table>		No. of Shares	%age	Before	0	0	After	20,000,000	1.87
	No. of Shares	%age									
Before	0	0									
After	20,000,000	1.87									
(v)	Current and preceding twelve weeks' weighted average market price where investment is proposed to be made in listed securities	N/A									
(vi)	Fair value determined in terms of sub-regulation (1) regulation 5 for investments in unlisted securities	The fair value of the share determined in terms of Regulation 5(1) is Rs. 14.47 per share based on discounted cash flows using "Free Cash Flow to the Company" at discount rate of 12.54% with 4% terminal growth rate. (Copy of fair valuation report issued by HBL Ijaz Tabussam & Co., Chartered Accountants, is available at Registered Office of the Company and can be inspected in working hours up to April 29, 2019).									

Statement Under Rule 4(2) of the Companies (Investment in Associated Companies or Associated Undertakings) Regulations, 2017.

Name of Investee Company	Lalpir Solar Power (Pvt) Limited
Total Investment Approved	Equity investment of Rs 270,270,000 (Rupees Two Hundred Seventy Million Two Hundred Seventy Thousand Only) was approved by members in AGM held on April 30, 2016 for the period of (3) years.
Amount of Investment Made to date	NIL
Reason for not having made complete Investment so far where resolution Required to be implemented in Specified time.	<p>Investment in Lalpir Solar Power (Pvt) Limited. is based on certain milestones which have not yet been accomplished. The first such milestone was to conduct Grid Interconnection Study (GIS), which has been approved by Multan Electric Power Company (MEPCO) and planning power wing of National Transmission & Dispatch Company Limited. However, consent of Power Purchaser i.e., Central Power Purchasing Agency Guarantee Limited (CPPA-G) is still pending.</p> <p>The approval for making of said investment was allowed for a period of 3 years from the date of approval i.e. April 30, 2016 and is going to be expired on April 29, 2019.</p>
Material change in financial statements of associated company or associated undertaking since date of the resolution passed for approval of investment in such company.	Lalpir Solar Power (Pvt.) Limited has issued paid-up share capital of 100,000 shares of Rs 10 each amounting to Rs.1,000,000 (Rupees One Million Only).

ORGANIZATION CHART



DIRECTOR'S PROFILE



Mian Hassan Mansha

Mian Hassan Mansha has been serving on the Board of various listed companies for several years. He also serves on the Board of Nishat Power Limited, Security General Insurance Company Limited, Nishat Mills Limited, Lalpir Power Limited, Nishat Hotels and Properties Limited, Nishat (Aziz Avenue) Hotels and Properties Limited, Nishat (Raiwind) Hotels and Properties Limited, Nishat Dairy (Private) Limited, Pakistan Aviators and Aviation (Private) Limited, Nishat Automobiles (Private) Limited, Nishat Real Estate Development Company (Private) Limited and Nishat Agriculture Farming (Private) Limited, and Hyundai Nishat Motor (Pvt) Limited.



Mr. Aurangzeb Firoz

Mr. Aurangzeb Firoz is a graduate from the Lahore American School and of the University of London. He has recently completed his MBA from Cornell University, USA. His prime experience is focused in the areas of finance, business strategy and operation management. He is a director of City Schools Group and has been instrumental in providing strategic and operational support in driving business expansion into Arab States for City Schools' (Pvt) Limited.

Mr. Aurangzeb Firoz holds directorships of Lalpir Power Limited, City Schools (Private) Limited, Educational System (Private) Limited, Smart Education System (Private) Limited, The Smart School (Private) Limited, City APIT (Private) Limited, Engen Private Limited, City Educational Services Private Limited, Premier Realities (Pvt) Limited, formerly AF & Co (Pvt) Ltd, Remington Realities (Pvt) Ltd Formerly JF & Co (Pvt) Ltd, City Agro Private Limited.



Mr. Shahid Malik

Shahid Malik is a seasoned professional with over 37 years of experience in the Diplomatic Service of Pakistan. He held key assignments as High Commissioner of Pakistan to India (2007-2013) and Canada (2002-2006), with concurrent accreditation as Ambassador to Venezuela and High Commissioner to Trinidad and Guyana. His other diplomatic assignments include Washington (as Minister), Rome (as Charge d' Affaires), and Tokyo. Mr. Malik has also served as Director General and Additional Foreign Secretary in the Ministry of Foreign Affairs. He also brings with him diversified academic experience being part of the faculty at various universities worldwide, and has represented Pakistan at international forums including the UN (United Nations), Commonwealth, OIC (Organization of Islamic Countries), NAM (Non-Aligned Movement) and SAARC (South Asian Association for Regional Cooperation).



Mr. Hassan Nawaz Tarar

Mr. Hassan Nawaz Tarar is a seasoned civil servant having 34 years of rich administrative experience in a broad range of public services. He has held key assignments in the areas of district administration, public security, finance, international development cooperation, taxation, urban management, planning and HR development among others. He retired as the Federal Secretary Planning, Development & Reform in 2015. He has served on the Boards of corporate bodies including CAA, PSO, PASSCO, MCBESSS, as well as national policy and planning platforms. He has attended several national and international conferences and training modules, including executive development programmes in the John F. Kennedy School of Government at Harvard University and Lee Kuan Yew School of Public Policy, Singapore. Mr. Tarar obtained his Master's in Development Administration from Birmingham University, UK and also holds Master's Degrees in Political Science and Journalism in addition to a LLB from the University of Punjab. He works at MCB Bank Ltd.



Dr. Arif Bashir

Dr. Arif Bashir holds PhD degree in Chemical Engineering and has over 33 years of experience in the fields of project planning and execution; operation and maintenance of Cement Plant, power plants, paper plant etc. Currently, he is working as Director (Technical and Operations) of D. G. Khan Cement Company Limited (DGKCC) and responsible for the smooth operation and maintenance of cement production lines having capacity over 4.8 million tons/year. Captive Power Plants of about 100 MW capacity. Paper Sack plant having production capacity of 500,000 bags/day. Also responsible for Captive Coal based Power Plant, Alternate Fuels, Waste Heat Recovery projects of DGKCC.



Mr. Badar Ul Hassan

Mr. Badar is a dynamic finance professional with exceptional analytical and management skills for developing and implementing financial systems, strategies, processes and controls that significantly improve organizational functions and systems leading to cost-reduction, automation and goal-surpassing strategies.

He also serves on the Board of Security General Insurance Company Limited and Nishat Paper Products Company Limited.



Mr. Farrukh Ifzal

Mr. Farrukh Ifzal is a Fellow Member of The Institute of Chartered Accountants of Pakistan. He has over 32 years of diversified experience in the field of Accounts, Finance, Legal and General Management. He also served in Punjab Industrial Development Board. He is currently serving as Managing Director of Nishat Chunian Power Limited.



Mr. Ghazanfar Hussain Mirza

Chief Executive

Mr. Ghazanfar Hussain Mirza has a Bachelor degree in Mechanical Engineering from NED University of Engineering & Technology. Mr. Mirza has 38 years of experience in business development and business & corporate management in engineering, technical and multinational environment. He has served as Managing Director of Group Companies of Wartsila Corporation (Finland) in Pakistan and Saudi Arabia. He also serves on the Board of Nishat Mills Limited, Nishat Power Limited, Nishat (Gulberg) Hotels and Properties Limited.

CHAIRMAN'S REVIEW

It is my pleasure to present to you the Annual Report of Pakgen Power Limited, for the year ended December 31, 2018. I would like to appreciate the trust and support forwarded by our stakeholders which helped the Company to post earnings per share of Rs 3.99 in current year as compared to Rs 3.53 last year.

Pakistan's power generation capacity has witnessed a notable increase as a result of an improved power policy climate over the past few years with notable investments by local and foreign players in Pakistan's energy sector. Despite this, the persistence of an inappropriate energy mix in the country and the lack of investment on renewable energy solutions has unfortunately given rise to a much higher cost of power generation than our regional peers. The power industry at large also needs to handle loopholes in distribution and transmission as well as recover revenue that is largely lost to power theft.

Throughout our growth strategy, sustainable generation remains at the core of our business philosophy.

Our Social Responsibility continues to serve and assist the needy in the vicinity of our plants. We continue to provide health care and assistance to the schools in the vicinity of our plants. Our sponsored hospitals bring much needed care and relief in the area, and our sponsored school scholarships continue to support all students.

The Company is committed to good Corporate Governance. I am pleased to report that the performance of the Board has been par excellence which has helped in effective steering of the Company during the year. The Board acknowledges its responsibility in respect of Corporate & Financial Reporting Framework. The Board is also cognizant of its strategic role in achieving the Company's key objectives and is focused on enriching the returns of its shareholders & other stakeholders.

I would like to express my gratitude to the shareholders, of their great contribution in progress of the Pakgen Power Limited.

On behalf of the shareholders thank to employees for their unrelenting mission in making the company premier.



Chairman

Lahore: March 22, 2019

چیرمین کا جائزہ

میں 31 دسمبر 2018ء کو ختم ہونے والے سال کے لئے، پاک جنم پاور لمیٹڈ کی سالانہ رپورٹ پیش کرتے ہوئے خوشی محسوس کرتا ہوں۔ میں اپنے شراکت داروں کے اعتماد اور تعاون کی تعریف کرنا چاہوں گا جنہوں نے کمپنی کی گزشتہ سال 3.53 روپے کے مقابلے موجودہ سال میں 3.99 روپے فی شیئر آمدنی درج کرنے میں مدد کی۔ پاکستان کے توانائی کی شعبے میں مقامی اور غیر ملکی سرمایہ کاروں کی قابل ذکر سرمایہ کاری کے ساتھ گزشتہ چند سالوں میں بہتر پاور پالیسی ماحول کے نتیجے میں پاکستان کی بجلی پیدا کرنے کی صلاحیت میں قابل ذکر اضافہ ہوا ہے۔ اس کے باوجود، ملک میں غیر موزوں انرجی کس کے تسلسل اور قابل تجدید توانائی کے مل پر سرمایہ کاری کی کمی نے بد قسمتی سے ہمارے علاقائی حریفوں کے مقابلے بجلی پیدا کرنے کے اخراجات کو بہت زیادہ بڑھا دیا ہے۔ بڑے پیمانے پر بجلی کی صنعت کو بھی تقسیم اور ٹرانسمیشن اور آمدنی حاصل کرنے میں کوتاہیوں کو ہینڈل کرنے کی ضرورت ہے جس کی بڑی وجہ بجلی چوری ہونے کی بدولت بہت زیادہ نقصان ہے۔

ہماری گرتھ حکمت عملی کے دوران، پائیدار جزییشن ہمارے کاروباری فلسفہ کی بنیاد رہتی ہے۔

ہماری سماجی ذمہ داری، ہمارے پلائس کے آس پاس ضرورت مندوں کی خدمت اور معاونت جاری رکھتی ہے۔ ہم اپنے پلائس کے آس پاس صحت کی دیکھ بھال اور اسکولوں کو مدد فراہم کرنا جاری رکھتے ہیں۔ ہمارے اسپاٹسر شدہ ہسپتال علاقے میں ضروری دیکھ بھال اور آسانی مہیا کرتے ہیں، اور ہمارے سپانسر کردہ سکول اسکالرشپس تمام طالب علموں کی مدد جاری رکھتے ہیں۔

کمپنی اچھے کارپوریٹ گورننس کے لئے پرعزم ہے۔ میں بیان کرتے ہوئے خوشی محسوس کرتا ہوں کہ بورڈ کی کارکردگی شاندار ہے جس نے سال کے دوران کمپنی کے مؤثر کنٹرول میں مدد کی ہے۔ بورڈ کارپوریٹ اور مالی رپورٹنگ فریم ورک کے حوالے سے اپنی ذمہ داری قبول کرتا ہے۔ بورڈ کمپنی کے اہم مقاصد کو حاصل کرنے میں اپنے اسٹریٹجک کردار سے بھی واقف ہے اور اس کے حصص یافتگان اور دیگر اسٹیک ہولڈرز کے منافع کو بڑھانے پر توجہ مرکوز رکھتا ہے۔

میں پاک جنم پاور لمیٹڈ کی ترقی میں ان کی عظیم شراکت داری پر، حصص داروں کا شکریہ ادا کرتا ہوں۔

حصص داروں کی جانب سے کمپنی کو پریئر بنانے میں ان کے غیر جانبدار مشن کے لئے ملازمین کا شکریہ ادا کرتا ہوں۔

Hasan Mustafa

چیرمین

لاہور، 22 مارچ 2019



DIRECTORS' REPORT

The Directors' are pleased to present the Annual Report and the audited financial statements of the Company for the year ended December 31, 2018 together with the auditors' report thereon.

GENERAL

Pakgen Power Limited (“the Company”) was incorporated in Pakistan on 22 June 1995 under the Companies Ordinance, 1984 (now Companies Act 2017). The shares of the Company are listed on the Pakistan Stock Exchange. The principal activities of the Company are to own, operate and maintain an oil fired power station (“the Complex”) with a dependable capacity of 350 MW against a gross capacity of 365 MW in Mehmood Kot, Muzaffargarh, Punjab, Pakistan. The Sole purchaser of the power is Central Power Purchasing Agency (Guarantee) Limited (CPPA-G).

FINANCE

We report that during the year 2018 the total sales revenue of the Company was Rupees 16.218 billion (2017: Rupees 19.755 billion) and operating cost were Rupees 13.793 billion (2017: Rupees 17.772 billion), resulting in gross profit of Rupees 2.426 billion (2017: Rupees 1.983 billion). The Company earned a net profit of Rupees 1.485 billion resulting in earnings per share of Rupees 3.99 as compared to a net profit of Rupees 1.314 billion and earnings per share of Rupees 3.53 last year.

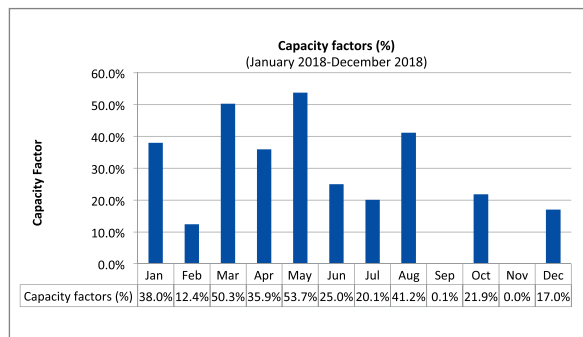
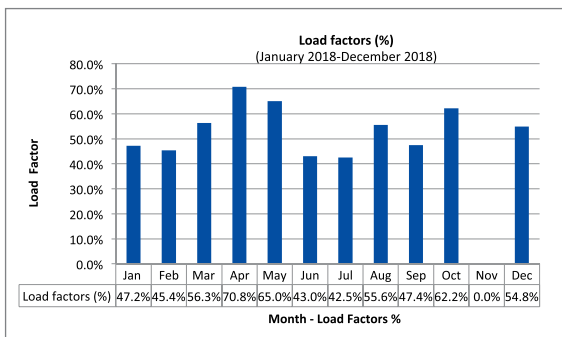
Our sole customer CPPA-G remains unable to meet its obligations in accordance with the Power Purchase Agreement (PPA) which are secured under a sovereign guarantee of Government of Pakistan. As on 31 December 2018 an amount of Rupees 16.939 billion was outstanding against CPPA-G. Despite frequent follow-up with CPPA-G and Ministry of Energy, Power Division, Government of Pakistan, it is regretted there has been no improvement in the situation so far. However, Ministry of Energy, Power Division and Ministry of Finance are working on plans to clear the circular debt by raising Sukuk bonds. This is a significant positive development.

In addition, CPPA-G has failed to provide its obligatory Standby Letter of Credit for Rupees 62.307 Million as required under the PPA. The Company is also pursuing the matter with CPPA-G.

We would like to draw your attention to emphasis of matter paragraph of the independent auditors’ report to the members. Power Purchaser had imposed liquidated damages on the company 11th to 21st (up to December 2018) agreement year which have been disputed by the company. Liquidated damages invoiced to the Company amounts to Rupees 6,266.06 million (2017: Rupees 6,266 million). Out of these, the Company has accepted and paid Rupees 4,006.39 million (2017: Rupees 4,006 million). The Company and CPPA-G appointed former Chief Justice of Pakistan, Justice Tassaduq Husain Jilani as The Expert, under the mechanism given in the PPA. After a comprehensive process including written statements and arguments, The Honourable Expert, on 22 June 2017, issued his conclusions and recommendations. The conclusion upheld Company’s position that CPPA-G cannot claim liquidated damages. Company has requested CPPA-G to withdraw its invoices for liquidated damages and waiting for a formal response.

During the year, the Company has filed case for arbitration in the International Chamber of Commerce (ICC) to resolve the following matters, as per the mechanism allowed by PPA for resolution of disputes:

- On various occasions, CPPA-G has sought to set off amounts allegedly owed to it as liquidated damages against amounts it must pay to the Company as part of its obligations to make capacity payments. On 8 January 2018, CPPA-G wrote to the Company, threatening to set off a total of Rupees 2.4 billion which it considers as allegedly due to it, against capacity payment invoices to be issued by the Company. The far-reaching implications of CPPA-G’s threat to take unilateral action left the Company with no option but to approach the courts of Pakistan for interim relief, until the matter gets resolved finally through arbitration, in accordance with the provisions of the PPA. In its orders dated 16 January 2018, the Lahore High Court suspended the legal effect of CPPA-G’s 8 January 2018 letter on an interim basis.



- In September and November 2015, CPPA-G sent a number of letters to the Company, purporting to deduct amounts from the energy payments due to the Company on the basis that it had procured fuel from suppliers other than the Pakistan State Oil Company Limited (“PSO”). Amounts withheld on this account from the invoices of the Company totaled Rupees 4.9 million. PPA does not allow CPPA-G to dispute invoices on the basis that fuel was procured from a provider other than PSO. Neither is CPPA-G permitted to retroactively dispute invoices, many months or years after they have become due.
- CPPA-G is required to provide and renew a Letter of Credit. Letter of Credit must allow access to “immediately available funds”, which “shall be in an amount equal to an aggregate of two (2) Months of capacity payments plus energy payments”. CPPA-G has failed to renew the Letters of Credit, following their expiry on 23 December 2010.
- In addition to its persistent failure to make timely energy and capacity payments, CPPA-G has also failed to comply with its obligation to pay interest to the Company. PPA provides that “Late payments shall bear interest”. As a result, a total of Rupees 449.95 million in unpaid interest is due at the date of the latest invoice submitted by the Company (till the date of request for arbitration).
- For a number of years CPPA-G has been issuing despatch instructions requesting the Company to run the power plant continuously at a low minimum load, or to

perform significant ramping up or down at short notice. The continued operation of the power plant at low load as well as ramping up or down at short notice gives rise to a host of operating problems, including erosion of the valves and high boiler vibrations, which causes the power plant to shut down.

Subsequent to the reporting period, an arbitrator has been appointed who will frame the case and the case is still pending for hearing.

CPPA-G issued a notice on 20 March 2017, disputing all the invoices of the Company on the grounds that the Company was in default of its obligations under the PPA and accordingly not eligible for the cost of working capital claimed and adjustment on account of heat rate savings. The Company challenged the dispute notice in the Honourable Lahore High Court (“the Court”). The Court issued a stay order restraining CPPA-G from disputing any invoice of the Company.

OPERATIONS AND SIGNIFICANT EVENTS:

In response to load demanded by CPPA-G, the Pakgen plant operated at capacity factor of 26.5% with load factor of 54.8% and availability of 96.2% and dispatched 810.831 GWh of electricity. The Company continues to allocate funds on various improvement projects towards the ongoing modernization of the plant in order to ensure its long term integrity and maximum availability for our customer CPPA-G.

Due to induction of new power generation plants based on hydel energy, coal and RLNG at a lower price, it is expected that Pakgen will be dispatched in peak demand seasons, in case of interruption in supply of RLNG, and in low water months only.

ANNUAL CAPACITY TEST

As per the requirement of Power Purchase Agreement (PPA), the Company conducted its Annual Capacity Test on 10 May, 2018 whereby it successfully maintained the capacity of 350 MW.

PERFORMANCE IMPROVEMENT

Continuous efforts are being made to improve the plant performance. Organizational changes were made to bring more energy and focus in the efficiency enhancement. Low dispatch levels have nullified such efforts. Company is discussing with CPPA-G and National Power Control Centre (NPCC) of possibilities of dispatching the plant at high load levels to improve its fuel efficiency.

FUEL CONVERSION

There has been no further action on converting the existing technology from oil fired to coal fired boiler. Main reason has been government policy to restrict use of imported coal on certain projects only e.g. China-Pakistan Economic Corridor (CPEC).

Company awaits the new private power policy due to be announced Q2 2019 to evaluate options for fuel change.

LALPIR SOLAR POWER (PVT) LIMITED:

The planned 20 MW IPP is still on hold for change of financial outlook. However, the approval of the Interconnection Study by National Transmission & Dispatch Company (NTDC) and Multan Electric Power Company (MEPCO) has been obtained.

CREDIT RATINGS

The Company has continuously been receiving “AA” (Double A) as long term rating and “A1+” (A One Plus) as short term rating by PACRA. These ratings reflect the Company’s financial management strength and denote very low expectation of credit risk emanating from a very strong capacity for timely payment of financial commitments.

HUMAN RESOURCES

During the year, the company approved and implemented revisions in its HR Policy and Service Rules. These were aimed to provide a competence and career management framework to attract and retain high quality human capital. Behavioral conduct was included in annual performance evaluation to encourage positive attitudes and behavior..

INTERNAL AUDIT AND CONTROL:

The board has set up an independent audit function headed by a qualified person reporting to the Audit Committee. The scope of internal auditing within the Company is clearly defined which broadly involves review and evaluation of its’ internal control system.

ENVIRONMENT HEALTH AND SAFETY

Pakgen Power Limited is proud of its commitment to protecting the environment and enhancing the health and safety of its employees.

During the year, there was no time lost due to any injury.

CORPORATE SOCIAL RESPONSIBILITY (CSR) AND COMMUNITY WELFARE

The Corporate Social Responsibility (CSR) is not only an integral part of the Company’s business

since inception. It is part of company culture and all employees show a strong commitment to same. The company strives to accelerate the process of empowering people to work towards eradicating poverty and unemployment.

Some CSR Initiatives by the company include:

- Managing a basic health unit that is fully equipped with emergency facilities and diagnostics laboratory for the local community. Additionally company also arranges special eye camp for the local community on annual basis in collaboration with LRBT.
- Supporting operational expenses to 'CARE Foundation' for the five adopted government schools of local community.
- Continued its support to 'The Citizens Foundation (TCF)' to manage a primary school and upgrade it to metric level.
- Support a program for the free education to the house maids working in employee's community.
- The company has upgraded many local government institutions like Vocational Training Institute and higher secondary school.
- The Company is awarding the scholarships to the deserving students of local community to pursue their professional education.
- Extensive plantation of trees in the surrounding areas.

COMPLIANCE WITH CODE OF CORPORATE GOVERNANCE 2017

Directors are committed to good corporate governance and comply with the requirements of the Listed Companies (Code of Corporate Governance) Regulations, 2017 and the Rule Book of Pakistan Stock Exchange.

The statement of compliance with the CCG Regulations, 2017 is enclosed.

CORPORATE AND FINANCIAL REPORTING FRAMEWORK

The Company Management is fully cognizant of its responsibility as recognized by the formulated Companies Act provisions and Code of Corporate Governance issued by the Securities and Exchange Commission of Pakistan (SECP). The following comments are acknowledgement of Company's commitment to high standards of Corporate Governance and continuous improvement.

- The financial statements, prepared by the management of the Company present fairly its state of affairs, the result of its operations, cash flows and changes in equity.
- Proper books of account of the Company have been maintained.
- Appropriate accounting policies have been consistently applied in preparation of financial statements and accounting estimates are based on reasonable and prudent judgment.
- International Financial Reporting Standards (IFRS), as applicable in Pakistan, have been followed in preparation of financial statements and any departure there from has been adequately disclosed and explained.
- The system of internal control is sound in design and has been effectively implemented and monitored.
- There are no doubts upon Company's ability to continue as going concern.
- All the directors on the Board are fully conversant with their duties and responsibilities as directors of corporate bodies. The directors were apprised of their duties and responsibilities through orientation courses.

- The key operating and financial data of last six years is attached to the report.
- Value of investment in provident fund and gratuity scheme as at year ended 31st December 2018, were as follows;

Provident fund: 31 December 2018 is Rupees: 174.646 Million
 Gratuity fund: 31 December 2018 is Rupees: 76.668 Million

COMPOSITION OF BOARD:

Total number of Directors:		
(a)	Male	7
(b)	Female:	0
Composition:		
(i)	Independent Directors	1
(ii)	Other Non-executive Directors	6
(iii)	Executive Directors	1

During the year under review, Five Board of Directors Meetings were held, attendance position was as under:-

Sr. #	Name of Directors	No. of Meetings Attended
1	Mian Hassan Mansha (Director/Chairman)	5
2	Mr. Aurangzeb Firoz	4
3	Mr. Shahid Malik	4
4	Mr. Hassan Nawaz Tarar	5
5	Dr. Arif Bashir	2
6	Mr. Badar-ul Hassan	5
7	Mr. Farrukh Ifzal	5

During the year under review, Five Audit Committee Meetings were held, attendance position was as under:-

Sr. #	Name of Members	No. of Meetings Attended
1	Mr. Faruukh Ifzal (Member/ Chairman)	5
2	Mr. Aurangzeb Firoz (Member)	2
3	Mr. Shahid Malik (Member)	4

During the year under review, Two Human Resource & Remuneration (HR&R) Committee meeting were held, attendance position was as under:-

Sr. #	Name of Members	No. of Meetings Attended
1	Mr. Farrukh Ifzal Member/Chairman	2
2	Mian Hassan Mansha Member	2
3	Mr. Badar-ul-Hassan Member	2

DIRECTORS' REMUNERATION:

The company does not pay remuneration to its non-executive directors including independent directors except for meeting fee. Aggregate amount of remuneration paid to executive and non-executive directors have been disclosed in note 34 of the annexed financial statements.

PATTERN OF SHAREHOLDING:

The statement of pattern of shareholding as on 31 December 2018 is attached.

TRADING IN THE SHARES OF THE COMPANY

All the trades in the shares of the listed Company, carried out by its directors, executives and their spouses and minor children during the year ended December 31, 2018 is annexed to this report.

RELATED PARTIES

Related party transactions were placed before the Audit Committee and approved by the Board. These transactions were in line with the requirements of IFRS and the Companies Ordinance, 1984 (now Companies Act, 2017). The Company maintains a record of all such transactions.

FINANCIAL RISK MANAGEMENT

The Company's activities expose it to a variety of financial risks: market risk (including currency risk, other price risk and interest rate risk), credit risk and liquidity risk. The Company's overall risk management programmed focuses on the unpredictability of financial markets and seeks to minimize potential adverse effects on the Company's financial performance.

Risk management is carried out by the Company's finance department under policies approved by the Board of Directors (the Board). The Company's finance department evaluates and hedges financial risks. The Board provides principles for overall risk management, as well as policies covering specific areas such as currency risk, other price risk, interest rate risk, credit risk, liquidity risk and investment of excess liquidity. All treasury related transactions are carried out within the parameters of these policies.

APPROPRIATIONS

The Board of Directors take pleasure to recommend, to the shareholders of the Company for approval in the ensuing Annual General Meeting, a final dividend at the rate of Rupees 1.50 (Rupees one and paisas fifty only) per ordinary share of Rupees 10/ each (i.e. @ 15%) which will be paid to those shareholders whose names would appear on members' register on the date as mentioned in the notice of Annual General Meeting (AGM).

AUDITORS

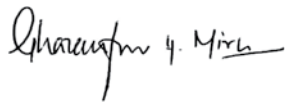
The present auditors M/s Riaz Ahmad and Company, Chartered Accountants retired and being eligible, offer themselves for re-appointment for the year 2019. The Audit Committee of the Board has recommended the reappointment of the retiring auditors.

ACKNOWLEDGEMENT

We wish to thank our valuable shareholders, CPPA-G, financial institutions, lenders, Pakistan State Oil and other suppliers for their trust and faith in the Company and their valuable support that enabled the Company to achieve better results.

We also appreciate the management for establishing a modern and motivating working climate and promoting high levels of performance in all areas of the power plant. We also take this opportunity to thank our executives and staff members for their consistent support, hardworking and commitment for delivering remarkable results and we wish for their long life relationship with the Company.

For and on behalf of the Board of Directors



Ghazanfar Hussain Mirza
Chief Executive Officer
Lahore: 22nd March, 2019



Arif Bashir
Director

ڈائریکٹرز رپورٹ پاک جن پاور لمیٹڈ

پاک جن پاور لمیٹڈ "کھٹی" کے ڈائریکٹرز 31 دسمبر 2018 کو ختم ہونے والے سال کے لئے کھٹی کی سالانہ رپورٹ اور نظر ثانی شدہ مالی حسابات معاً ڈائریکٹرز کی رپورٹ پیش کرتے ہوئے خوشی محسوس کر رہے ہیں۔

عام معلومات

پاک جن پاور لمیٹڈ ("کھٹی") ایک پبلک لیٹڈ کمپنی ہے، جس کے تحت 22 جون 1995 کو پاکستان میں قائم ہوئی۔ کھٹی کے حصص پاکستان اسٹاک ایکسچینج میں درج ہیں۔ کھٹی کی اہم سرگرمیاں، محمود کوٹ، مظفر گڑھ، پنجاب، پاکستان میں 365 میگا واٹ کی مجموعی گنجائش کے مقابل 350 میگا واٹ کی ایک قابل اعتماد صلاحیت کے ساتھ تیل پر چلنے والا ایک بجلی گھر ("دی کھٹیکس") کا مالک، چلائنا اور برقرار رکھنا ہیں۔ بجلی کا واحد خریدار سنٹرل پاور پراجیکٹنگ ایجنسی گارنٹی لمیٹڈ (CPPA-G) ہے۔

مالی نتائج

ہم بیان کرتے ہیں کہ سال 2018 کے دوران کھٹی کی فروخت کی کل آمدنی 16,218 بلین روپے (2017: 19,755 بلین روپے) اور آپریٹنگ اخراجات 13,793 بلین روپے (2017: 17,772 بلین روپے) جس کے نتیجے میں 2,426 بلین روپے کا مجموعی منافع (2017: 1,983 بلین روپے) حاصل ہوا تھا۔ کھٹی نے گزشتہ سال 1,314 بلین روپے خالص منافع اور 3.53 روپے فی شیئر آمدنی کے مقابلے میں موجودہ سال 1,485 بلین روپے خالص منافع کمایا جس کے نتیجے میں 3.99 روپے فی شیئر آمدنی حاصل ہوئی۔

ہماری واحد صارف CPPA-G سنٹرل پاور پراجیکٹنگ ایجنسی گارنٹی بجلی کی خریداری کے معاہدے (PPA) جو حکومت پاکستان کی ایک خود مختار ضمانت کے تحت حاصل کیا گیا ہے، مطابق اپنی ذمہ داریوں کو پورا کرنے کے قابل نہیں رہا۔ 31 دسمبر 2018 کو CPPA-G کے ذمہ بھاری رقم 16,939 بلین روپے تھی۔ CPPA-G اور وزارت توانائی، پاور ڈیولپمنٹ، حکومت پاکستان کے ہاں بار بار درخواست کے باوجود اسسٹس سے کہنا پڑ رہا ہے کہ صورت حال میں کوئی بہتری نہیں آئی ہے۔ تاہم، وزارت توانائی، پاور ڈیولپمنٹ اور وزارت ٹرانسمیشن کے باہر کے ذریعے گروٹھ ترقی اور اسسٹس سے کہنا پڑ رہا ہے۔ یہ ایک قابل ذکر مثبت ڈیولپمنٹ ہے۔

اس کے علاوہ، CPPA-G اپنی اے کے تحت ورکار 62,307 بلین روپے کے سٹینڈ بائی کریڈٹ خط کی اپنی ذمہ داری فراہم کرنے میں ناکام ہوئی ہے۔ کھٹی CPPA-G کے ہاں معاملہ کی جی وی بھی کر رہی ہے۔

ہم امکان کو آزاد ڈائریکٹرز رپورٹ کے اہم ہیرا گراف پر توجہ دلاتا جا رہے ہیں کہ، پاور پراجیکٹرز نے کھٹی پر 11 ویں اور 21 ویں انگریسیٹ سال سے (دسمبر 2018 تک) لیکویڈیٹی نقصانات کا حوالہ دے کر کھٹی کی طرف سے متنازعہ قراویے گئے ہیں۔ کھٹی کو انوائسڈ لیکویڈیٹی نقصانات کی رقم 6,266.06 بلین روپے (2017: 6,266 بلین روپے) جن میں سے کھٹی نے قبول کیا اور 4,006.39 بلین روپے (2017: 4,006 بلین روپے) ادا کر دیے گئے ہیں۔ کھٹی اور CPPA-G نے سابق چیف ایگزیکٹو آفیسر پاکستان پبلسٹیٹیڈ سٹیم جیلانی کو PPA میں دیے گئے میگا زوم کے تحت ثالث مقرر کیا ہے۔ تجزیاتی بیانات اور اولوں سمیت ایک جامع عمل کے بعد، معزز ثالث نے 22 جون 2017 کو اپنے نتائج اور سفارشات جاری کیں۔ نتیجہ کھٹی کے موقف کی حمایت کرتا ہے کہ CPPA-G کو پہنچنے والے اپنے لیکویڈیٹی نقصانات کا دعویٰ نہیں کر سکتا۔ کھٹی نے CPPA-G سے لیکویڈیٹی نقصانات کے لئے اپنی انوائس واپس لینے کی درخواست کی ہے۔

سال کے دوران، کھٹی نے جھگڑوں کے حل کے لئے PPA کی طرف سے اجازت یافتہ میگا زوم کے مطابق، درج ذیل معاملات کے حل کے لئے انٹرمیڈیٹ جی بی آر آف کارمز (ICC) میں ثالثی کے لئے مقدمہ داخل کیا ہے۔

کئی مقدمات پر، CPPA-G نے کھٹی کو ایلیاں کرنے کی اپنی ذمہ داریوں کے حوالے سے کھٹی کو لازمی ادا کی جانے والی رقم کے خلاف لیکویڈیٹی نقصانات کو مزید طور سے ان رقم کو ختم کرنے کی کوشش کی ہے۔ 8 جنوری 2018 کو، CPPA-G نے اس کھٹی کو مجموعی طور پر 2.4 بلین روپے ختم کرنے کی دھمکی دی ہے جسے کھٹی کی طرف سے جاری ہونے والی کھٹی کی دھمکی انوائس کے خلاف مزید طور پر اس کی وجہ سمجھا جاتا ہے۔ CPPA-G کی دھمکی کے سیکورٹیز کارروائی کے دوران مضمرات نے معاملہ کو PPA کی دفعات کے مطابق ثالثی کے ذریعے حل حاصل کرنے تک عبوری ریلیف کے لئے پاکستانی عدالتوں تک رسائی حاصل کرنے کا کھٹی کے پاس کوئی اختیار نہیں چھوڑا۔ 16 جنوری 2018 کو اپنے احکامات میں، لاہور ہائی کورٹ نے CPPA-G کے 8 جنوری 2018 کے مراسلہ کے قانونی اثر کو عبوری بنیاد پر معطل کر دیا۔

تجربہ آور نومبر 2015 میں، CPPA-G نے کھٹی کو بجلی کی واجب الادا ٹیلیوں سے رقم منہا کرنے کے حوالے سے کئی خطوط اس بنیاد پر بھیجے کہ اس نے ایچ من پاکستان اسٹیٹ آئل

کمپنی لیٹلڈ ("PSO") کے علاوہ سپلائرز سے خریدتا تھا۔ کمپنی کے انوائسوں سے اس مدت میں کل 150.7 ملین روپے کی رقم کی ادائیگی روک لی گئی ہے۔ پی پی اے CPPA-G کو PSO کے علاوہ کسی فراہم کنندہ سے ایندھن خریدنے کی بنیاد پر انوائسوں پر تنازع کرنے کی اجازت نہیں دیتا ہے۔ نئی CPPA-G کو واجب ہونے کے بعد کئی مہینے یا کئی سال، انوائس کو فعال طور پر تنازع بنانے کی اجازت دینی گئی ہے۔

CPPA-G کو کریڈٹ خط فراہم اور تجدید کرنے کی ضرورت ہے۔ کریڈٹ خط لازمی طور پر "فوری طور پر فٹڈ زکی دستیابی" تک رسائی حاصل کرنے کی اجازت دیتا ہے، جو "دو (2) ماہ کی کچھٹی ادائیگی کے ساتھ ساتھ بجلی کی ادائیگیوں کے مجموعے کے برابر رقم" ہوگی۔ CPPA-G 23 دسمبر 2010 کو اس کے ختم ہونے کے بعد، کریڈٹ خط کو تجدید کرنے میں ناکام رہی ہے۔

بجلی اور کچھٹی ادائیگیوں کی بروقت ادائیگی کرنے میں مسلسل ناکامی کے علاوہ CPPA-G کمپنی کو سودا دار کرنے کی اپنی ذمہ داری کے مطابق عمل کرنے میں بھی ناکام رہی ہے۔ پی پی اے کہا گیا ہے کہ "دیر سے ادائیگی پر سودا دار کا ہونا"۔ نتیجے میں، کمپنی کی طرف سے تاریخ (حاشی) کے لئے درخواست کی تاریخ تک، منع کرائی گئی حالیہ انوائس میں غیر ادا شدہ سود میں کل 449.95 ملین روپے کی رقم درج کی گئی ہے۔

کئی سالوں سے CPPA-G کمپنی کو مسلسل کم از کم لوڈ میں کم از کم بوجھ پر پاور پلانٹ کو چلانے کے لئے یا پھر لوڈس پر اہم حد تک بڑھانے یا کم انہام دینے کی ہدایات جاری کر رہا ہے۔ کم لوڈ پر پاور پلانٹ کے مسلسل آپریشن کے ساتھ ساتھ پھر لوڈس پر دلوں اور ہائی ہوا کمر و ایئر پیٹرن کے ساتھ سمیت ریپ لگانے یا نیچے چلنے والے آپریشن کے مسائل میں اضافہ ہوتا ہے، جس کی وجہ سے پاور پلانٹ بند ہو جاتا ہے۔

رپورٹنگ مدت کے بعد، ایک حالت مقرر کیا گیا ہے جو کیس کو فریم کرنے کا اور کیس کی سماعت ابھی زبردستی ہے۔

CPPA-G 20 مارچ 2017 کو ان وجوہات کی بنا پر کمپنی کے تمام تنازعہ انوائسوں کے بارے میں ایک نوٹس جاری کیا کہ کمپنی پی پی اے کے تحت اپنی ذمہ داریاں پوری کرنے میں ناکام رہی تھی اور اس کے مطابق ورکنگ کیپٹل کی لاگت کا دعویٰ اور سیٹ ریٹ سٹیٹجیکری مد میں ایڈجسٹمنٹ کرنے کی اہل نہیں ہے۔ کمپنی نے معزز عدالت عالیہ لاہور ("کورٹ") میں تنازعہ نوٹس کو چیلنج کیا۔ عدالت نے کمپنی کی کسی بھی تنازعہ انوائس سے CPPA-G کو سٹے آرڈر جاری کیا۔

آپریٹنگ اور اہم واقعات:

CPPA-G کی طرف سے مطلوبہ لوڈ کے جواب میں پاک جن پلانٹ 54.8 فیصد اوسطاً لوڈ فیکٹر اور 96.2 فیصد کی اوسط دستیابی کے ساتھ 26.5 فیصد کے مصلحتی عنصر پر چلا گیا اور 810.831 GWh بجلی ترسیل کی گئی۔ کمپنی ہمارے صارف CPPA کے لئے اپنی طویل مدتی سالمیت اور زیادہ سے زیادہ دستیابی کو یقینی بنانے کے لئے پلانٹ کی جدت طرازی کی خاطر مختلف بہتری کے منصوبوں پر فنڈ رجسٹر کرتی رہتی ہے۔

کم قیمت میں ہائیڈرو پاور جنریشن پلانٹس کی تھمب کی بدولت یا امید کی جاتی ہے کہ بہت زیادہ طلب کے موسم میں اور آرمیل این جی کی عدم فراہمی کی صورت، پانی کی کمی کے مہینوں میں پاک جن بجلی کی ترسیل کے قابل ہوگا۔

سالانہ مصلحتی ٹیسٹ

بجلی کی خریداری کے معاہدے (پی پی اے) کی ضروریات کے مطابق، کمپنی نے 10 مئی 2018 کو اپنے سالانہ مصلحتی ٹیسٹ کا انعقاد کیا جس میں کامیابی سے 350 میگا واٹ کی صلاحیت برقرار رہی۔

کارکردگی میں بہتری

پلانٹ کی کارکردگی کو بہتر بنانے کے لئے مسلسل کوششیں کی جارہی ہیں۔ زیادہ بجلی بنانے کے لئے آرگنائزیشنل تبدیلیاں کی گئیں اور کارکردگی بڑھانے میں توجہ مرکوز کی گئی۔ کم ترسیل کی سطحوں نے ان کوششوں کو ضائع کر دیا۔ کمپنی اپنے ایندھن کی صلاحیت کو بہتر بنانے کے لئے بہت زیادہ لوڈ کی سطحوں پر پلانٹ کی ترسیل کے امکانات کے لئے CPPA-G اور ٹیسٹ پاور کنٹرول سسٹم (NPCC) کے ساتھ بات چیت کر رہی ہے۔

کونسل پر منتقلی

موجودہ چیکناموئی کونسل سے چلانے کی بجائے کونسل پر چلنے والے بواکس پر مزید منتقلی نہیں کی جارہی ہے۔ جس کی بنیادی وجہ یہ ہے کہ سرکاری پالیسی کے مطابق درآمد شدہ کوٹے کا استعمال بعض مخصوص منصوبوں میں استعمال کے طور پر چاہئے پاکستان اقتصادی راہداری (CPEC) پر محدود کرنا ہے۔ باسے پراجیکٹ کی مشینری کے درآمد کے لئے مقامی کانسنگ پر حالیہ ایس بی پی کی طرف سے پابندی لگائی گئی ہے۔

کئی 2019 کی دوسری سہ ماہی میں ایجنٹ کی تبدیلی کے لئے آپشنل تنظیم کے اعلان ہونے کی وجہ سے نئی پرائیویٹ پاور پالیسی کا اکتفا کر رہی ہے۔

لال بی سولر پاور (پرائیویٹ) لمیٹڈ:

مالی نقطہ نظر کی تبدیلی کے لئے 20 MW IPP کا منصوبہ ابھی زیر غور ہے۔ تاہم پیشکش ٹرانسمیشن اینڈ ڈسٹری بیوٹن (NTDC) اور مٹان ایکسٹرنل پاور کئی (MEPCO) کی طرف سے انٹر کنکشن مطالعات کی منظوری حاصل کر لی گئی ہے۔

کریڈٹ ریٹنگ

کئی PACRA سے مسلسل "AA" (ڈبل اے) طویل مدتی ریٹنگ اور "A1+" (اے ون پلس) مختصر مدتی ریٹنگ وصول کر رہی ہے۔ یہ ریٹنگ کئی کے مالی اہلیت کی مضبوطی کی عکاسی اور مالیاتی دھروں کی بروقت ادائیگی کے لئے ایک بہت مضبوط صلاحیت سے کریڈٹ خطرات کے بہت کم امکان کو ظاہر کرتی ہے۔

انسانی وسائل

سال کے دوران، کئی نے اپنی ایچ آر پالیسی اور سروس رولز میں نظر ثانی کو منظور اور نافذ کیا ہے۔ ان کا مقصد اعلیٰ معیار کے انسانی سرمایہ کو اپنی طرف متوجہ اور برقرار رکھنے کے لئے صلاحیت اور کیریئر جھنڈ فریم ورک فراہم کرنا تھا۔ مثبت رویوں اور سلوک کو فروغ دینے کے لئے سالانہ کارروائی کی تنظیم میں طرز عمل کو شامل کیا گیا تھا۔

اندرونی آڈٹ اور کنٹرول:

بورڈ نے آڈٹ کئی کو پورے سال کے لئے ایک تعلیم یافتہ شخص کی سربراہی میں ایک آزاد آڈٹ قائم کیا ہے۔ کئی کے اندر اندرونی آڈٹنگ کا دائرہ کار واضح طور پر بیان کیا جاتا ہے جو اندرونی کنٹرول کے نظام کا جائزہ لیتا اور تنظیمیں کرتا ہے۔

صحت اور سیٹھنٹی کا ماحول

پاکستان پاور لمیٹڈ کو ماحول کے تحفظ اور اپنے ملازمین کی صحت اور حفاظت کو بہتر بنانے کے عزم پر فخر حاصل ہے۔

سال کے دوران کسی ذمہ کے باعث کوئی وقت ضائع نہیں ہوا ہے۔

کارپوریٹ سماجی ذمہ داری (CSR) اور کمیونٹی ویلفیئر

قیام کے آغاز سے کارپوریٹ سماجی ذمہ داری (CSR) پروگرام کئی کے کاروبار کا ایک لازمی حصہ ہے۔ یہ کئی کی ثقافت کا حصہ ہے اور تمام ملازمین اس کا پابند عزم ظاہر کرتے ہیں۔ کئی غربت اور دیگر ذمہ داری کو شمع کرنے کے لئے کوشاں لوگوں کو ہا اختیار بنانے کے عمل کو جیز کرنے کی کوشش کرتی ہے۔

کئی کی طرف سے چند CSR اقدامات میں شامل ہیں:

- کئی ایک بنیادی صحت مرکز چلا رہی ہے جو مقامی کمیونٹی کے لئے ہنگامی سہولیات اور تنظیم کی لپہارٹی سے مکمل طور پر لیس کیا گیا ہے۔ اس کے علاوہ کئی سالانہ بنیاد پر مقامی کمیونٹی کے لئے ایل آر بی پی کے تعاون سے خصوصی آئی کپ کا بھی انتظام کرتی ہے۔
- مقامی کمیونٹی کے پانچ سرکاری اسکولوں کی سرپرستی کے لئے کیئر فاکوٹیشن کی آپریشنل اخراجات میں تعاون کرتی ہے۔
- "دی سٹیزن فاکوٹیشن (TCF)" کی پرائمری سٹ اور میٹرک سٹ اسکولوں کو اپ گریڈ کرنے میں تعاون کر رہی ہے۔
- کئی ملازمین کی کمیونٹی میں گھریلو کام کرنے والوں کو صحت تعلیم دینے کے لئے ایک پروگرام میں تعاون کر رہی ہے۔
- کئی نے دو کیشل ٹریڈ انشٹی ٹیوٹ اور ہائی ٹیکنالوجی اسکول کی طرح کے بہت سے مقامی حکومتی اداروں کو اپ گریڈ کیا ہے۔
- کئی مقامی کمیونٹی کے مستحق طلباء کو ان کی پیشہ ورانہ تعلیم کے لئے سکا لرشپس دے رہی ہے۔
- دوستی بنانے پر درشتوں کی شجر کاری کی گئی ہے۔

کوڈ آف کارپوریٹ گورننس 2017 کی قبل

ڈائریکٹرز فہرستی کمیٹی (کوڈ آف کارپوریٹ گورننس) ریگولیشنز 2017 اور پاکستان اسٹاک ایکسچینج کی رول بک کی ضروریات کی تعمیل اور اچھے کارپوریٹ گورننس کے لئے پُر مزم

ہیں۔

CCG ریگولیشنز 2017 کی قبل کا بیان منسلک ہے۔

کارپوریٹ اور مالیاتی رپورٹنگ فریم ورک

- کھتی کی انتظامیہ سیکورٹیز اینڈ ایکسچینج کمیشن آف پاکستان (ایس ای سی پی) کی طرف سے جاری کردہ کارپوریٹ گورننس کے ضابطہ اخلاق اوپیکٹیز آرڈیننس کی دفعات کی منظوری کے مطابق اپنی ذمہ داریوں سے پوری طرح آگاہ ہے۔ حسب ذیل تہ سے کارپوریٹ گورننس اور منسلک بہتری کے اعلیٰ معیارات ادارے کی وابستگی کا اعتراف ہے۔
- کھتی کی انتظامیہ کی طرف سے تیار کردہ مالیاتی حسابات، اس کے امور آپریشنز کے نتائج، نقدی رہاؤ اور ان کی پیش گوئیوں کو منصفانہ طور پر ظاہر کرتے ہیں۔
- کھتی کے کھاتہ جات بالکل صحیح طور سے بنائے گئے ہیں۔
- مالی حسابات کی تیاری میں مناسب اکاؤنٹنگ پالیسیوں کو تسلسل کے ساتھ لاکھیا گیا ہے اور اکاؤنٹنگ کے تخمینہ جات مناسب اور آئندہ نتائج کی وضاحت کی گئی ہیں۔
- مالی حسابات کی تیاری میں پاکستان میں لاکوین الاقوامی مالیاتی رپورٹنگ کے معیارات (IFRS) کی پیروی کی گئی ہے، اور کسی بھی انحراف کا موزوں انکشاف اور وضاحت کی گئی ہے۔

• اندرونی کنٹرول کے نظام کا ڈیزائن معقول ہے اور اسکی مؤثر طریقے سے عملدرآمد اور نگرانی کی جاتی ہے۔

• کھتی کے کوٹنگ کسٹرن ہونے کی صلاحیت پر کوئی قابل ذکر شکوک و شبہات نہیں ہیں۔

• بورڈ کے تمام ڈائریکٹرز کارپوریٹ ہاؤس کے ڈائریکٹرز کے طور پر اپنے فرائض اور ذمہ داریوں سے بخوبی واقف ہیں۔ ڈائریکٹرز کو اور شیئرس کو سز کے ذریعے ان کے فرائض اور ذمہ داریوں کے بارے میں آگاہ کیا گیا تھا۔

• گذشتہ چھ سالوں کا کلیدی اور مالی اعداد و شمار رپورٹ کے ہمراہ منسلک ہے۔

• 31 دسمبر 2018 کو پراویڈنٹ فنڈ کی سرمایہ کاری کی قدر حسب ذیل تھی:

پراویڈنٹ فنڈ: 31 دسمبر 2018 کو 174,646 ملین روپے

گر بھرتی فنڈ: 31 دسمبر 2018 کو 76,668 ملین روپے

ذریعہ جائزہ سال کے دوران، بورڈ آف ڈائریکٹرز کے پانچ اجلاس منعقد ہوئے حاضری کی پوزیشن حسب ذیل تھی:-

نمبر شمار	نام ڈائریکٹر	تعداد اجلاس
1	میاں حسن منٹا (چئیرمین) ڈائریکٹر	5
2	جناب اورنگ زیب فیروز	4
3	جناب شاہد ملک	4
4	جناب حسن نواز تارڑ	5
5	ڈاکٹر عارف بشیر	2
6	جناب بدر الحسن	5
7	جناب فرخ انصالح	5

ذریعہ جائزہ سال کے دوران، آڈٹ کمیٹی کے 15 اجلاس منعقد ہوئے، حاضری کی پوزیشن حسب ذیل تھی:-

نمبر شمار	نام درکن	تعداد اجلاس
1	جناب فرخ انصالح (ممبر اجتناب)	5
2	جناب شاہد ملک (ممبر)	4
3	جناب اورنگ زیب فیروز (ممبر)	2

ذریعہ جائزہ سال کے دوران، ہیومن ریسورسز & ریکریٹیشن (HR & R) کمیٹی کے دو (2) اجلاس منعقد ہوئے، حاضری کی پوزیشن حسب ذیل تھی:-

نمبر شمار	نام درکن	تعداد اجلاس
1	جناب فرخ انصالح (ممبر اجتناب)	2
2	میاں حسن نظام (ممبر)	2
3	جناب بدایین (ممبر)	2

ڈائریکٹرز کا مشاہرہ:

کمیٹی اپنے آزاد ڈائریکٹرز سمیت نان ایگزیکٹو ڈائریکٹرز کو اجلاس فیس کے علاوہ کوئی مشاہرہ ادا نہیں کرتی ہے۔ ایگزیکٹو اور نان ایگزیکٹو ڈائریکٹرز کو ادا کئے جانے والے مشاہرہ کی مجموعی رقم منسلک مالی حسابات کے نوٹ 34 میں منکشف ہے۔
حصص داری کا نمونہ:

برطانیہ 31 دسمبر 2018 نمونہ حصص داری منسلک ہے۔

کمیٹی کے حصص میں ڈیٹنگ:

31 دسمبر 2018 کو قائم ہونے والے سال کے دوران ڈائریکٹرز، ایگزیکٹو اور ان کے ذریعہ اور نا پانچ بچوں کی طرف سے لسٹڈ کمیٹی کے حصص میں کی گئی تمام تجارت اس سالانہ رپورٹ کے ہمراہ منسلک ہے۔

متعلقہ پارٹیاں:

متعلقہ پارٹیوں کے درمیان لین دین آڈٹ کمیٹی کے سامنے پیش کیا گیا اور بورڈ نے منظور کیا۔ یہ لین دین IFRS اور ایکنیٹری ایکٹ 2017 کی ضروریات کی لائن میں تھے۔ کمیٹی ایسے تمام لین دین کا ریکارڈ برقرار رکھتی ہے۔

خطرات اور مواقع:

کمیٹی کی سرگرمیاں مختلف خطرات کو پہنچا کر کرتی ہیں:

مارکیٹ رسک (بشمول کرنسی رسک، دوپیکر پرائس رسک اور شرح سود کا خطرہ)، کریڈٹ رسک اور لیویٹی رسک۔ کمیٹی کی مجموعی رسک مینجمنٹ نے مالیاتی مارکیٹوں کی غیر متوقع صلاحیت پر توجہ مرکوز کی ہے اور کمیٹی کی مالی کارکردگی پر مکمل حتمی اثرات کو کم سے کم کرنے کے لئے کوشاں ہے۔

رسک مینجمنٹ بورڈ آف ڈائریکٹرز (بورڈ) کی طرف سے منظور شدہ پالیسیوں کے تحت کمیٹی کا فنانس ڈیپارٹمنٹ سرانجام دیتا ہے۔ کمیٹی کا فنانس ڈیپارٹمنٹ مالیاتی خطرات کی تشخیص اور کا احاطہ کرتا ہے۔ بورڈ مجموعی رسک مینجمنٹ کے اصولوں کے ساتھ ساتھ مخصوص شعبوں جیسا کہ کرنسی رسک، دوپیکر پرائس رسک، شرح سود کا خطرہ، کریڈٹ رسک، لیویٹی رسک

اضافی لیکویڈیٹی سرمایہ کاری کے احاطہ کی پالیسیاں بھی فراہم کرتا ہے۔ خزانہ کی متعلقہ تمام شرائط یکجہازان پالیسیوں کی حدود کے اندر کی جاتی ہیں۔

تصريحات:

بورڈ آف ڈائریکٹرز کمیٹی کے حصص یافتگان کو ہر ایک - 101 روپے کے - 1.50 روپے فی عام شیئر (یعنی بشرح 15 ٹیصد) کی شرح پر حتمی منافع تقسیم سالانہ اجلاس عام میں منظور کرنے کی سفارش کرتے ہوئے غوثی محسوس کرتے ہیں جو ان حصص داران کو ادا کیا جائے گا جن کے نام سالانہ اجلاس عام میں مذکورہ تاریخ کو رجسٹر میں درج ہوں گے۔

حساب:

موجودہ حساب میسرز ریاض احمد اینڈ کمپنی، چارٹرڈ اکاؤنٹنٹس ریٹائر ہو گئے ہیں اور انہوں نے اہل ہونے کی بناء پر سال 2019 کے لئے دوبارہ تہیناتی کے لئے خود کو پیش کیا ہے بورڈ کی آڈٹ کمیٹی نے ریٹائر ہونے والے حساب کی دوبارہ تفری کی سفارش کی ہے۔

اعتمادتکلم:

ہم اپنے قابل قدر حصص داران، CPPA، مالیاتی اداروں، قرض دہندگان، پاکستان اسٹیٹ بینک اور دیگر سپلائرز کے کمیٹی پر اعتماد، یقین اور مسلسل حمایت کا شکریہ ادا کرتے ہیں جن کی بدولت کمیٹی بہتر نتائج حاصل کرنے کے قابل ہوئی ہے۔

ہم ایک جدید اور حوصلہ افزاء کام کا ماحول قائم کرنے اور پاور پلانٹ کے تمام شعبوں میں کارکردگی کی اعلیٰ سطح کو فروغ دینے کے لئے انتظامیہ کی محنت کو سراہتے ہیں۔ ہم قابل ذکر نتائج کی فراہمی کے لئے ایگزیکٹوز اور عملے کے ارکان کی مسلسل حمایت، کوششوں اور عزم کے لئے بھی شکریہ ادا کرتے ہیں اور کمیٹی کے ساتھ ان کے طویل تعلقات کے خواہش مند ہیں۔

منجانب مجلس نھماہ



عارف بیبر
ڈائریکٹر



غلام حسین مرزا
چیف ایگزیکٹو آفیسر

لاہور: 22 مارچ 2019ء

FINANCIAL DATA

	2018	2017	2016	2015	2014	2013
Dispatch Level %	54.80%	50.00%	53.00%	8.00%	63.00%	65.00%
Dispatch (GWH)	811	1,523	1,603	245	1,906	1,981
Revenue (Rupees.000)						
Revenue	16,218,296	19,754,785	16,044,135	6,523,043	34,922,901	37,743,681
Cost of Sales	(13,792,637)	(17,771,748)	(14,728,099)	(4,543,926)	(33,607,721)	(35,611,924)
Gross Profit	2,425,659	1,983,037	1,316,036	1,979,117	1,315,180	2,131,757
Profitability (Rupees.000)						
Profit/(Loss) before Tax	1,485,141	1,313,977	516,890	1,597,726	612,110	1,109,735
Provision for Income Tax	-	-	-	-	-	-
Profit/(Loss) after Tax	1,485,141	1,313,977	516,890	1,597,726	612,110	1,109,735
Financial Position (Rupees.000)						
Non Current Assets	7,710,768	8,525,637	9,370,960	10,020,251	8,465,608	8,203,680
Current Assets	21,101,212	18,336,319	15,747,801	15,529,189	12,491,663	13,108,105
Less; Current Liabilities	12,088,951	10,923,397	9,304,190	9,061,770	6,549,182	6,957,684
Net Working Capital	9,012,261	7,412,922	6,443,611	6,467,419	5,942,481	6,150,421
Capital Employed	16,723,029	15,938,559	15,814,571	16,487,670	14,408,089	14,354,101
Less; Long Term Loans	-	334,369	780,194	1,226,019	-	-
Less; Differed Liabilities	29,349	-	-	-	-	-
Share Holders Equity	16,693,680	15,604,190	15,034,377	15,261,651	14,408,089	14,354,101
Represented by (Rupees.000)						
Share Capital	3,720,816	3,720,816	3,720,816	3,720,816	3,720,816	3,720,816
Capital Reserves	116,959	116,959	116,959	116,959	116,959	116,959
Un-appropriated profit	12,855,905	11,766,415	11,196,602	11,423,876	10,570,314	10,516,326
	16,693,680	15,604,190	15,034,377	15,261,651	14,408,089	14,354,101
Dividends (Rupees.000)	372,082	744,164	372,082	372,082	372,082	930,204
Earning Per Share (Rupees)	3.99	3.53	1.39	4.29	1.65	2.98
Delta Loss (Rupees.000)	934,265	907,800	753,770	93,205	2,100,494	1,689,168
Ratios:						
Return on assets	0.05	0.05	0.02	0.06	0.03	0.05
Break up value per share of						
Rs. 10 each- Rupees	44.87	41.94	40.41	41.02	38.72	38.58
Current Ratio	1.75	1.68	1.69	1.71	1.91	1.88
Net Profit / (Loss) to sales (%age)	9.16%	6.65%	3.22%	24.49%	1.75%	2.94%

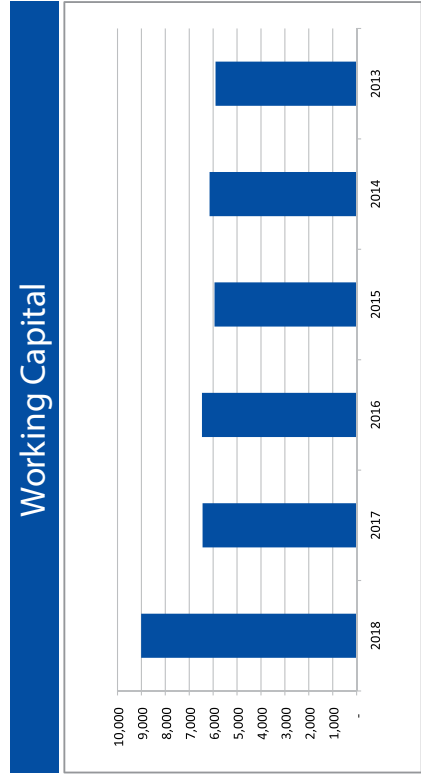
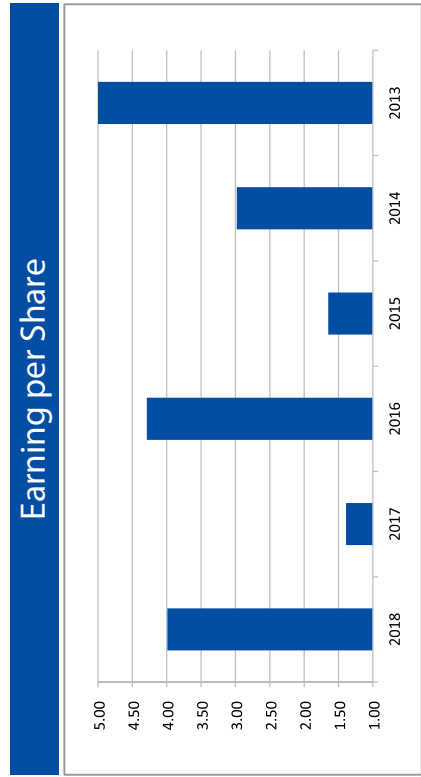
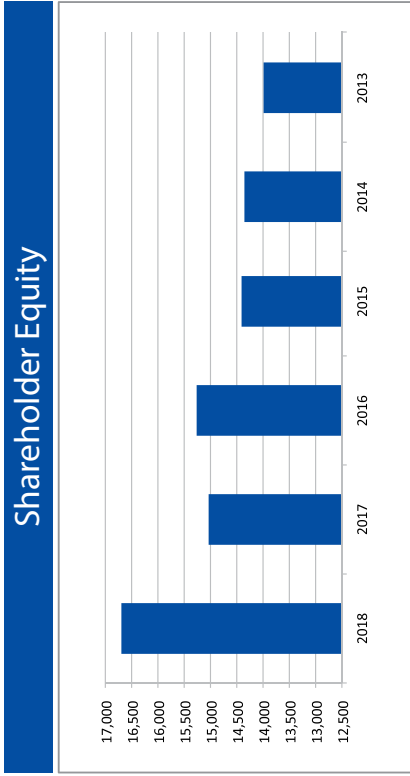
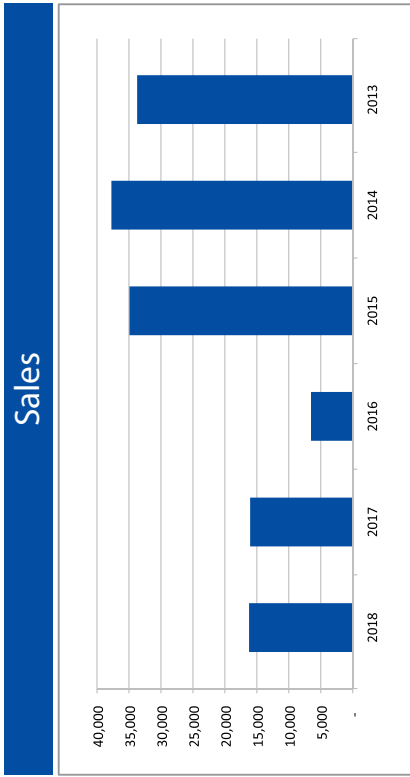
Vertical Analysis – Profit and Loss Account

	2018	% of Turnover	2017	% of Turnover	2016	% of Turnover
Revenue	16,218,296	100	19,754,785	100	16,044,135	100
Cost of Sales	(13,792,637)	(85.04)	(17,771,748)	(89.96)	(14,728,099)	(91.80)
Gross Profit	2,425,659	14.96	1,983,037	10.04	1,316,036	8.20
Administration Expenses	(174,525)	(1.08)	(181,724)	(0.92)	(168,599)	(1.05)
Other operating Expenses	(4,748)	(0.03)	(14,249)	(0.07)	(30,944)	(0.19)
Other income	97,863	0.60	205,446	1.04	4,200	0.03
Finance Cost	(859,108)	(5.30)	(678,533)	(3.43)	(603,676)	(3.76)
share of loss of associated company	-	-	-	-	(127)	(0.00)
Profit for the year	1,485,141	9.16	1,313,977	6.65	516,890	3.22

Horizontal Analysis – Profit and Loss Account

	2018	18 v 17	2017	17 v 16	2016	16 v 15
Revenue	16,218,296	(17.90)	19,754,785	23.13	16,044,135	145.96
Cost of Sales	(13,792,637)	(22.39)	(17,771,748)	20.67	(14,728,099)	224.13
Gross Profit	2,425,659	22.32	1,983,037	50.68	1,316,036	(33.50)
Administration Expenses	(174,525)	(3.96)	(181,724)	7.78	(168,599)	9.54
Other operating Expenses	(4,748)	(66.68)	(14,249)	(53.95)	(30,944)	1,104.52
Other income	97,863	(52.37)	205,446	4,791.57	4,200	(95.69)
Finance Cost.	(859,108)	26.61	(678,533)	12.40	(603,676)	88.04
share of loss of associated company	-	-	-	-	(127)	-
Profit for the year	1,485,141	13.03	1,313,977	154.21	516,890	(67.65)

PERFORMANCE REVIEW



PATTERN OF SHAREHOLDINGS

As at December 31, 2018

# of Shareholders	Shareholdings' Slab		Total Shares Held
256	1	to 100	4,086
524	101	to 500	253,131
343	501	to 1000	339,261
575	1001	to 5000	1,687,463
200	5001	to 10000	1,706,599
74	10001	to 15000	991,801
60	15001	to 20000	1,109,500
42	20001	to 25000	1,003,221
26	25001	to 30000	733,000
8	30001	to 35000	266,500
11	35001	to 40000	423,000
5	40001	to 45000	216,000
26	45001	to 50000	1,291,000
2	50001	to 55000	104,500
4	55001	to 60000	232,000
7	60001	to 65000	448,000
5	65001	to 70000	340,004
10	70001	to 75000	737,500
7	75001	to 80000	542,500
6	80001	to 85000	492,000
6	85001	to 90000	534,500
2	90001	to 95000	185,500
25	95001	to 100000	2,492,500
4	100001	to 105000	406,500
1	105001	to 110000	110,000
2	110001	to 115000	227,000
2	115001	to 120000	236,500
2	120001	to 125000	241,665
2	130001	to 135000	268,000
2	135001	to 140000	276,000
1	140001	to 145000	143,000
2	145001	to 150000	298,500
1	150001	to 155000	155,000
1	155001	to 160000	157,000
1	170001	to 175000	175,000
1	180001	to 185000	185,000
2	185001	to 190000	374,500
1	190001	to 195000	195,000
4	195001	to 200000	800,000
4	200001	to 205000	816,500
3	205001	to 210000	625,000
2	210001	to 215000	427,000
1	215001	to 220000	218,500
2	220001	to 225000	444,500
1	235001	to 240000	240,000
2	240001	to 245000	486,000
1	245001	to 250000	250,000
1	250001	to 255000	252,000
1	255001	to 260000	260,000
2	265001	to 270000	533,000
1	295001	to 300000	300,000
1	300001	to 305000	301,000
1	315001	to 320000	319,000
1	335001	to 340000	335,500
1	350001	to 355000	350,500
1	355001	to 360000	358,000
1	360001	to 365000	361,500
2	370001	to 375000	746,500
1	395001	to 400000	400,000
1	410001	to 415000	414,800

# of Shareholders	Shareholdings' Slab		Total Shares Held
2	425001	to 430000	853,500
1	445001	to 450000	446,000
1	450001	to 455000	450,198
1	455001	to 460000	458,000
1	485001	to 490000	486,500
3	495001	to 500000	1,500,000
1	510001	to 515000	513,000
2	525001	to 530000	1,053,815
1	580001	to 585000	583,500
3	595001	to 600000	1,800,000
1	620001	to 625000	622,000
2	625001	to 630000	1,257,000
1	655001	to 660000	657,500
1	695001	to 700000	700,000
1	700001	to 705000	704,500
1	745001	to 750000	750,000
3	750001	to 755000	2,263,237
1	820001	to 825000	822,500
1	825001	to 830000	826,500
1	990001	to 995000	993,000
1	995001	to 1000000	1,000,000
1	1050001	to 1055000	1,052,631
1	1065001	to 1070000	1,067,500
1	1115001	to 1120000	1,115,500
1	1170001	to 1175000	1,172,000
1	1195001	to 1200000	1,200,000
1	1235001	to 1240000	1,240,000
1	1240001	to 1245000	1,244,500
2	1245001	to 1250000	2,500,000
1	1265001	to 1270000	1,267,500
1	1295001	to 1300000	1,300,000
2	1495001	to 1500000	3,000,000
1	1570001	to 1575000	1,575,000
1	1575001	to 1580000	1,580,000
1	1655001	to 1660000	1,655,500
1	1725001	to 1730000	1,725,835
1	1995001	to 2000000	2,000,000
1	2105001	to 2110000	2,108,500
2	2230001	to 2235000	4,462,500
1	2300001	to 2305000	2,305,000
1	2330001	to 2335000	2,334,000
1	2345001	to 2350000	2,350,000
1	2495001	to 2500000	2,500,000
1	3270001	to 3275000	3,270,845
1	3395001	to 3400000	3,400,000
1	3405001	to 3410000	3,406,500
1	3410001	to 3415000	3,414,500
1	4405001	to 4410000	4,407,500
1	6405001	to 6410000	6,407,296
1	9840001	to 9845000	9,842,000
1	13085001	to 13090000	13,086,000
1	14135001	to 14140000	14,135,500
1	14630001	to 14635000	14,631,340
1	15125001	to 15130000	15,130,000
1	25630001	to 25635000	25,631,181
1	64475001	to 64480000	64,476,454
1	102520001	to 102525000	102,524,228
2353			372,081,591

CATEGORIES OF SHAREHOLDERS

As at December 31, 2018

Categories of Shareholders	Shareholders	Shares Held	Percentage
Directors and their spouse(s) and minor children			
MIAN HASSAN MANSHA	1	14,631,340	3.93
AURANGZEB FIROZ	2	100,000	0.03
FARRUKH IFZAL	1	500	0.00
SHAHID MALIK	1	500	0.00
BADAR-UL-HASSAN	1	500	0.00
HASSAN NAWAZ TARAR	1	3,500	0.00
ARIF BASHIR	1	1,000	0.00
KHALID QADEER QURESHI	1	500	0.00
Associated Companies, undertakings and related parties			
NISHAT MILLS LIMITED	1	102,524,228	27.55
SECURITY GENERAL INSURANCE CO LTD	1	6,407,296	1.72
ADAMJEE INSURANCE COMPANY LIMITED	1	25,631,181	6.89
ENGEN (PRIVATE) LIMITED	2	64,476,954	17.33
CITY SCHOOLS(PVT) LTD	1	526,315	0.14
Executives			
	-	-	-
Public Sector Companies and Corporations			
	3	4,255,500	1.14
Banks, development finance institutions, non-banking finance companies, insurance companies, takaful, modarabas and pension funds			
	14	24,784,000	6.66
Mutual Funds			
CDC - TRUSTEE ATLAS STOCK MARKET FUND	1	3,400,000	0.91
CDC - TRUSTEE UBL STOCK ADVANTAGE FUND	1	1,725,835	0.46
CDC - TRUSTEE ATLAS ISLAMIC STOCK FUND	1	1,500,000	0.40
CDC - TRUSTEE AL-AMEEN SHARIAH STOCK FUND	1	2,334,000	0.63
CDC - TRUSTEE APF-EQUITY SUB FUND	1	215,000	0.06
CDC - TRUSTEE APIF - EQUITY SUB FUND	1	260,000	0.07
CDC - TRUSTEE UBL ASSET ALLOCATION FUND	1	446,000	0.12
CDC - TRUSTEE AL-AMEEN ISLAMIC ASSET ALLOCATION FUND	1	1,580,000	0.42
CDC - TRUSTEE AL AMEEN ISLAMIC DEDICATED EQUITY FUND	1	3,414,500	0.92
CDC - TRUSTEE UBL DEDICATED EQUITY FUND	1	120,165	0.03
MCBFSL - TRUSTEE JS VALUE FUND	1	1,244,500	0.33
CDC - TRUSTEE PICIC INVESTMENT FUND	1	622,000	0.17
CDC - TRUSTEE JS LARGE CAP. FUND	1	1,240,000	0.33
CDC - TRUSTEE PICIC GROWTH FUND	1	1,300,000	0.35
CDC - TRUSTEE JS ISLAMIC FUND	1	1,067,500	0.29
CDC - TRUSTEE UNIT TRUST OF PAKISTAN	1	1,655,500	0.44
CDC - TRUSTEE HBL ENERGY FUND	1	600,000	0.16

Categories of Shareholders	Shareholders	Shares Held	Percentage
CDC - TRUSTEE JS PENSION SAVINGS FUND - EQUITY ACCOUNT	1	319,000	0.09
CDC - TRUSTEE HBL - STOCK FUND	1	1,267,500	0.34
MC FSL - TRUSTEE JS GROWTH FUND	1	2,305,000	0.62
CDC - TRUSTEE HBL MULTI - ASSET FUND	1	75,500	0.02
CDC - TRUSTEE JS ISLAMIC PENSION SAVINGS FUND-EQUITY ACCOUNT	1	212,000	0.06
CDC-TRUSTEE HBL ISLAMIC STOCK FUND	1	700,000	0.19
CDC - TRUSTEE HBL EQUITY FUND	1	100,000	0.03
CDC - TRUSTEE HBL IPF EQUITY SUB FUND	1	64,000	0.02
CDC - TRUSTEE HBL PF EQUITY SUB FUND	1	68,000	0.02
CDC-TRUSTEE AL-AMEEN ISLAMIC RET. SAV. FUND-EQUITY SUB FUND	1	600,000	0.16
CDC - TRUSTEE UBL RETIREMENT SAVINGS FUND - EQUITY SUB FUND	1	527,500	0.14
CDC - TRUSTEE HBL ISLAMIC EQUITY FUND	1	187,500	0.05
CDC - TRUSTEE HBL ISLAMIC ASSET ALLOCATION FUND	1	201,500	0.05
CDC - TRUSTEE JS ISLAMIC DEDICATED EQUITY FUND (JSIDEF)	1	755,000	0.20
MCBFSL - TRUSTEE HBL ISLAMIC DEDICATED EQUITY FUND	1	210,000	0.06
General Public			
a. Local	2208	39,438,653	10.60
b. Foreign	1	9,500	0.00
Foreign Companies	4	2,448,500	0.66
OTHERS	76	56,524,124	15.19
Totals	2353	372,081,591	100.00

Share holders holding 5% or more	Shares Held	Percentage
NISHAT MILLS LIMITED	102,524,228	27.55
ENGEN (PRIVATE) LIMITED	64,476,954	17.33
ADAMJEE INSURANCE COMPANY LIMITED	25,631,181	6.89

STATEMENT OF COMPLIANCE WITH LISTED COMPANIES (CODE OF CORPORATE GOVERNANCE) REGULATIONS, 2017

Name of Company: Pakgen Power Limited

Year ended : December 31, 2018

The company has complied with the requirements of the Regulations in the following manner:

1. The total number of directors are Seven (7) as per the following:
 - a. Male: 7
 - b. Female: 0
2. The composition of board is as follows:

Category	Names
Independent Directors	Mr. Farrukh Ifzal
Other Non-executive Directors	Mian Hassan Mansha Mr. Aurangzeb Firoz Mr. Hassan Nawaz Tarar Mr. Badar-ul-Hassan Dr. Arif Bashir Mr. Shahid Malik
Executive Director	Mr. Ghazanfar Hussain Mirza (Chief Executive Officer)

3. The directors have confirmed that none of them is serving as a director on more than five listed companies, including this company.
4. The company has prepared a Code of Conduct and has ensured that appropriate steps have been taken to disseminate it throughout the company along with its supporting policies and procedures.
5. The board has developed a vision / mission statement, overall corporate strategy and significant policies of the company. A complete record of particulars of significant policies along with the dates on which they were approved or amended has been maintained.
6. All the powers of the board have been duly exercised and decisions on relevant matters have been taken by board / shareholders as empowered by the relevant provisions of the Act and these Regulations.
7. The meetings of the board were presided over by the Chairman and, in his absence, by a director elected by the board for this purpose. The board has complied with the requirements of Act and the Regulations with respect to frequency, recording and circulating minutes of meeting of board.
8. The board of directors has a formal policy and transparent procedures for remuneration of directors in accordance with the Act and these Regulations.

9. The Board has arranged Directors' Training program for the following:

Directors:

1. Mr. Aurangzeb Firoz
 2. Mr. Farrukh Ifzal
 3. Mr. Shahid Malik
 4. Dr. Arif Bashir
 5. Mr. Hassan Nawaz Tarar
10. The board has approved appointment of CFO, Company Secretary and Head of Internal Audit, including their remuneration and terms and conditions of employment and complied with relevant requirements of the Regulations.
11. CFO and CEO duly endorsed the financial statements before approval of the board.
12. The board has formed committees comprising of members given below:

a) Audit Committee

1. Mr. Farrukh Ifzal (Independent Director) – Chairman
2. Mr. Aurangzeb Firoz (Non-Executive Director)
3. Mr. Shahid Malik (Non-Executive Director)

b) HR and Remuneration Committee

1. Mr. Farrukh Ifzal – (Independent Director) - Chairman
 2. Mian Hassan Mansha (Non -Executive Director)
 3. Mr. Badar Ul Hassan (Non-Executive Director)
13. The terms of reference of the aforesaid committees have been formed, documented and advised to the committee for compliance.
14. The frequency of meetings (quarterly / half yearly / yearly) of the committee were as per following:


a) Audit Committee:

Five meetings were held during the financial year ended December 31, 2018.

b) HR and Remuneration Committee

Two meetings of HR and Remuneration Committee were held during the financial year ended December 31, 2018.

15. The board has set up an effective internal audit function which is considered suitably qualified, experienced for the purpose and conversant with the policies and procedures of the Company.
16. The statutory auditors of the company have confirmed that they have been given a satisfactory rating under the quality control review program of the ICAP and registered with Audit Oversight Board of Pakistan, that they or any of the partners of the firm, their spouses and minor children do not hold shares of the company and that the firm and all its partners are in compliance with International Federation of Accountants (IFAC) guidelines on code of ethics as adopted by the ICAP.
17. The statutory auditors or the persons associated with them have not been appointed to provide other services except in accordance with the Act, these regulations or any other regulatory requirement and the auditors have confirmed that they have observed IFAC guidelines in this regard.
18. We confirm that all other requirements of the Regulations have been complied with.



Mian Hassan Mansha
Chairman

Lahore

Review Report to the Members on Statement of Compliance with Best Practices of Code of Corporate Governance

We have reviewed the enclosed Statement of Compliance with the best practices contained in the Code of Corporate Governance Regulations, 2017 (the Regulations) prepared by the Board of Directors of PAKGEN POWER LIMITED (the Company) for the year ended 31 December 2018 in accordance with the requirements of regulation 40 of the regulations.

The responsibility for compliance with the Code is that of the Board of Directors of the Company. Our responsibility is to review whether the statement of compliance reflects the status of the company's compliance with the provisions of the regulations and report if it does not and highlight any non-compliance with the requirements of the of the regulations. A review is limited primarily to inquiries of the Company personnel and reviews of various documents prepared by the Company to comply with the Code.

As a part of our audit of the financial statements we are required to obtain an understanding of the accounting and internal control systems sufficient to plan the audit and develop an effective audit approach. We are not required to consider whether the Board of Directors' statement on internal control covers all risks and controls or to form an opinion on the effectiveness of such internal controls, the Company's corporate governance procedures and risks.

The Regulations requires the Company to place before the Audit Committee and upon recommendation of the Audit Committee, place before the Board of Directors for their review and approval its related party transactions and also ensure compliance with the requirement of section 208 of the companies Act, 2017. We are only required and have ensured compliance of this requirement to the extent of the approval of the related party transactions by the Board of Directors upon recommendation of the Audit Committee. We have not carried out any procedures to determine whether the related party transactions were undertaken at arm's length price or not.

Based on our review, nothing has come to our attention which causes us to believe that the Statement of Compliance does not appropriately reflect the Company's compliance, in all material respects, with the best practices contained in the Code as applicable to the Company for the year ended 31 December 2018.



RIAZ AHMAD & COMPANY
Chartered Accountants

Date: 22 March 2019
LAHORE



FINANCIAL STATEMENTS

For the Year Ended December 31, 2018



INDEPENDENT AUDITOR'S REPORT TO THE MEMBERS OF PAKGEN POWER LIMITED REPORT ON THE AUDIT OF THE FINANCIAL STATEMENTS

Opinion

We have audited the annexed financial statements of Pakgen Power Limited ('the Company'), which comprise the statement of financial position as at 31 December 2018, and the statement of profit or loss and other comprehensive income, the statement of changes in equity, the statement of cash flows for the year then ended, and notes to the financial statements, including a summary of significant accounting policies and other explanatory information, and we state that we have obtained all the information and explanations which, to the best of our knowledge and belief, were necessary for the purposes of the audit.

In our opinion and to the best of our information and according to the explanations given to us, the statement of financial position, the statement of profit or loss and other comprehensive income, the statement of changes in equity and the statement of cash flows together with the notes forming part thereof conform with the accounting and reporting standards as applicable in Pakistan and give the information required by the Companies Act, 2017 (XIX of 2017), in the manner so required and respectively give a true and fair view of the state of the Company's affairs as at 31 December 2018 and of the profit and other comprehensive loss, the changes in equity and its cash flows for the year then ended.

Basis for Opinion

We conducted our audit in accordance with International Standards on Auditing (ISAs) as applicable in Pakistan. Our responsibilities under those standards are further described in the Auditor's Responsibilities for the Audit of the Financial Statements section of our report. We are independent of the Company in accordance with the International Ethics Standards Board for Accountants' Code of Ethics for Professional Accountants as adopted by the Institute of Chartered Accountants of Pakistan ('the Code') and we have fulfilled our other ethical responsibilities in accordance with the Code. We believe that the audit evidence we have obtained is sufficient and appropriate to provide a basis for our opinion.

Emphasis of Matter

We draw attention to note 11.1.3 to the financial statements which explains the uncertainty regarding outcome of claims lodged by Central Power Purchasing Agency (Guarantee) Limited (CPPA-G), which have been disputed by the Company. Our opinion is not modified in respect of this matter.

Key Audit Matter

Key audit matters are those matters that, in our professional judgment, were of most significance in our audit of the financial statements of the current period. This matter was addressed in the context of our audit of the financial statements as a whole, and in forming our opinion thereon, and we do not provide a separate opinion on this matter.

Following is the Key audit matter:

Sr. No	Key audit matter	How the matter was addressed in our audit
1	<p>Preparation of financial statements under the Companies Act, 2017</p> <p>The Companies Act 2017 (the Act) became applicable for the first time for the preparation of the Company's annual financial statements for the year ended 31 December 2018.</p> <p>The Act forms an integral part of the statutory financial reporting framework as applicable to the Company and amongst others, prescribes the nature and content of disclosures in relation to various elements of the financial statements.</p> <p>In case of the Company, specific additional disclosures and changes to the existing disclosures have been included in the financial statements.</p> <p>The above changes and enhancements in the financial statements are considered important and a key audit matter because of the volume and significance of the changes in the financial statements resulting from the transition to the new reporting requirements under the Act.</p> <p>For further information, refer to note 2.1(b) to the financial statements.</p>	<p>Our procedures included, but were not limited to:</p> <ul style="list-style-type: none"> • we assessed the procedures applied by the management for identification of the changes required in the financial statements due to the application of the Act. • we considered the adequacy and appropriateness of the additional disclosures and changes to the previous disclosures based on the new requirements. • we verified on test basis the supporting evidences for the additional disclosures and ensured appropriateness of the disclosures made.

Information Other than the Financial Statements and Auditor's Report Thereon

Management is responsible for the other information. The other information comprises the information included in the annual report, but does not include the financial statements of the Company and our auditor's report thereon.

Our opinion on the financial statements does not cover the other information and we do not express any form of assurance conclusion thereon.

In connection with our audit of the financial statements, our responsibility is to read the other information and, in doing so, consider whether the other information is materially inconsistent with the financial statements or our knowledge obtained in the audit or otherwise appears to be materially misstated. If, based on the work we have performed, we conclude that there is a material misstatement of this other information, we are required to report that fact. We have nothing to report in this regard.

Responsibilities of Management and Board of Directors for the Financial Statements

Management is responsible for the preparation and fair presentation of the financial statements in accordance with the accounting and reporting standards as applicable in Pakistan and the requirements of Companies Act, 2017 (XIX of 2017) and for such internal control as management determines is necessary to enable the preparation of financial statements that are free from material misstatement, whether due to fraud or error.

In preparing the financial statements, management is responsible for assessing the Company's ability to continue as a going concern, disclosing, as applicable, matters related to going concern and using the going concern basis of accounting unless management either intends to liquidate the Company or to cease operations, or has no realistic alternative but to do so.

Board of directors are responsible for overseeing the Company's financial reporting process.

Auditor's Responsibilities for the Audit of the Financial Statements

Our objectives are to obtain reasonable assurance about whether the financial statements as a whole are free from material misstatement, whether due to fraud or error, and to issue an auditor's report that includes our opinion. Reasonable assurance is a high level of assurance, but is not a guarantee that an audit conducted in accordance with ISAs as applicable in Pakistan will always detect a material misstatement when it exists. Misstatements can arise from fraud or error and are considered material if, individually or in the aggregate, they could reasonably be expected to influence the economic decisions of users taken on the basis of these financial statements.

As part of an audit in accordance with ISAs as applicable in Pakistan, we exercise professional judgment and maintain professional skepticism throughout the audit. We also:

- Identify and assess the risks of material misstatement of the financial statements, whether due to fraud or error, design and perform audit procedures responsive to those risks, and obtain audit evidence that is sufficient and appropriate to provide a basis for our opinion. The risk of not detecting a material misstatement resulting from fraud is higher than for one resulting from error, as fraud may involve collusion, forgery, intentional omissions, misrepresentations, or the override of internal control.

- Obtain an understanding of internal control relevant to the audit in order to design audit procedures that are appropriate in the circumstances, but not for the purpose of expressing an opinion on the effectiveness of the Company's internal control.
- Evaluate the appropriateness of accounting policies used and the reasonableness of accounting estimates and related disclosures made by management.
- Conclude on the appropriateness of management's use of the going concern basis of accounting and, based on the audit evidence obtained, whether a material uncertainty exists related to events or conditions that may cast significant doubt on the Company's ability to continue as a going concern. If we conclude that a material uncertainty exists, we are required to draw attention in our auditor's report to the related disclosures in the financial statements or, if such disclosures are inadequate, to modify our opinion. Our conclusions are based on the audit evidence obtained up to the date of our auditor's report. However, future events or conditions may cause the Company to cease to continue as a going concern.
- Evaluate the overall presentation, structure and content of the financial statements, including the disclosures, and whether the financial statements represent the underlying transactions and events in a manner that achieves fair presentation.

We communicate with the board of directors regarding, among other matters, the planned scope and timing of the audit and significant audit findings, including any significant deficiencies in internal control that we identify during our audit.

We also provide the board of directors with a statement that we have complied with relevant ethical requirements regarding independence, and to communicate with them all relationships and other matters that may reasonably be thought to bear on our independence, and where applicable, related safeguards.

From the matters communicated with the board of directors, we determine those matters that were of most significance in the audit of the financial statements of the current period and are therefore the key audit matters. We describe these matters in our auditor's report unless law or regulation precludes public disclosure about the matter or when, in extremely rare circumstances, we determine that a matter should not be communicated in our report because the adverse consequences of doing so would reasonably be expected to outweigh the public interest benefits of such communication.

Report on Other Legal and Regulatory Requirements

Based on our audit, we further report that in our opinion:

- a) proper books of account have been kept by the Company as required by the Companies Act, 2017 (XIX of 2017);
- b) the statement of financial position, the statement of profit or loss and other comprehensive income, the statement of changes in equity and the statement of cash flows together with the notes thereon have been drawn up in conformity with the Companies Act, 2017 (XIX of 2017) and are in agreement with the books of account and returns;
- c) investments made, expenditure incurred and guarantees extended during the year were for the purpose of the Company's business; and
- d) no zakat was deductible at source under the Zakat and Ushr Ordinance, 1980 (XVIII of 1980).

The engagement partner on the audit resulting in this independent auditor's report is Mubashar Mehmood.



RIAZ AHMAD & COMPANY
Chartered Accountants

Lahore

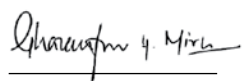
Date: 22 March 2019

STATEMENT OF FINANCIAL POSITION

As at 31 December 2018

	Note	2018 (Rupees in thousand)	2017
EQUITY AND LIABILITIES			
SHARE CAPITAL AND RESERVES			
Authorised share capital 400,000,000 (2017: 400,000,000) ordinary shares of Rupees 10 each		4,000,000	4,000,000
Issued, subscribed and paid-up share capital	3	3,720,816	3,720,816
Capital reserve	5	116,959	116,959
Revenue reserve - un-appropriated profit		12,855,905	11,766,415
Total equity		16,693,680	15,604,190
LIABILITIES			
NON-CURRENT LIABILITIES			
Long term finance - secured	6	-	334,369
Employee benefit - gratuity	7	29,349	-
		29,349	334,369
CURRENT LIABILITIES			
Trade and other payables	8	527,540	1,169,600
Accrued mark-up / profit	9	126,510	108,124
Short term borrowings	10	11,093,800	9,194,511
Current portion of long term finance	6	334,369	445,825
Unclaimed dividend		6,732	5,337
		12,088,951	10,923,397
Total liabilities		12,118,300	11,257,766
CONTINGENCIES AND COMMITMENTS	11		
TOTAL EQUITY AND LIABILITIES		28,811,980	26,861,956


The annexed notes form an integral part of these financial statements.


CHIEF EXECUTIVE


DIRECTOR


CHIEF FINANCIAL OFFICER

	Note	2018 (Rupees in thousand)	2017
ASSETS			
NON-CURRENT ASSETS			
Fixed assets	12	7,680,263	8,525,337
Long term investment	13	-	-
Long term loans to employees	14	30,205	-
Long term security deposit		300	300
		<u>7,710,768</u>	<u>8,525,637</u>
CURRENT ASSETS			
Stores, spare parts and other consumables		832,661	813,425
Fuel stock	15	516,398	420,331
Trade debts	16	16,939,272	14,166,522
Advances and short term prepayments	17	378,385	351,244
Loan to associated company	18	1,000,000	-
Other receivables	19	276,445	359,198
Accrued interest	20	9,258	-
Sales tax recoverable		1,145,615	2,163,910
Cash and bank balances	21	3,178	61,689
		<u>21,101,212</u>	<u>18,336,319</u>
TOTAL ASSETS		<u><u>28,811,980</u></u>	<u><u>26,861,956</u></u>


CHIEF EXECUTIVE


DIRECTOR

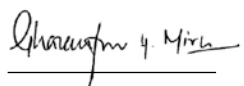

CHIEF FINANCIAL OFFICER

STATEMENT OF PROFIT OR LOSS AND OTHER COMPREHENSIVE INCOME


For the year ended 31 December 2018

	Note	2018 (Rupees in thousand)	2017
SALES	22	16,218,296	19,754,785
COST OF SALES	23	(13,792,637)	(17,771,748)
GROSS PROFIT		2,425,659	1,983,037
ADMINISTRATIVE EXPENSES	24	(174,525)	(181,724)
OTHER EXPENSES	25	(4,748)	(14,249)
OTHER INCOME	26	97,863	205,446
PROFIT FROM OPERATIONS		2,344,249	1,992,510
FINANCE COST	27	(859,108)	(678,533)
PROFIT BEFORE TAXATION		1,485,141	1,313,977
TAXATION	28	-	-
PROFIT AFTER TAXATION		1,485,141	1,313,977
OTHER COMPREHENSIVE INCOME:			
ITEMS THAT WILL NOT BE RECLASSIFIED TO PROFIT OR LOSS:			
REMEASUREMENTS OF DEFINED BENEFIT PLAN		(23,569)	-
ITEMS THAT MAY BE RECLASSIFIED SUBSEQUENTLY TO PROFIT OR LOSS		-	-
OTHER COMPREHENSIVE LOSS		(23,569)	-
TOTAL COMPREHENSIVE INCOME FOR THE YEAR		1,461,572	1,313,977
EARNINGS PER SHARE - BASIC AND DILUTED (RUPEES)	29	3.99	3.53

The annexed notes form an integral part of these financial statements.


CHIEF EXECUTIVE


DIRECTOR

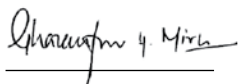

CHIEF FINANCIAL OFFICER

STATEMENT OF CHANGES IN EQUITY


For the year ended 31 December 2018

	RESERVES			TOTAL EQUITY
	Capital	Revenue		
	Retained payments reserve	Un-appropriated profit		
SHARE CAPITAL				
(----- Rupees in thousand -----)				
Balance as at 31 December 2016	3,720,816	116,959	11,196,602	15,034,377
Transactions with owners:				
Final dividend for the year ended 31 December 2016 @ Rupee 1 per share	-	-	(372,082)	(372,082)
Interim dividend for the year ended 31 December 2017 @ Rupee 1 per share	-	-	(372,082)	(372,082)
Transactions with owners of the Company recognised directly in equity	-	-	(744,164)	(744,164)
Profit for the year ended 31 December 2017	-	-	1,313,977	1,313,977
Other comprehensive income for the year ended 31 December 2017	-	-	-	-
Total comprehensive income for the year ended 31 December 2017	-	-	1,313,977	1,313,977
Balance as at 31 December 2017	3,720,816	116,959	11,766,415	15,604,190
Transaction with owners:				
Final dividend for the year ended 31 December 2017 @ Rupee 1 per share	-	-	(372,082)	(372,082)
Transaction with owners of the Company recognised directly in equity	-	-	(372,082)	(372,082)
Profit for the year ended 31 December 2018	-	-	1,485,141	1,485,141
Other comprehensive loss for the year ended 31 December 2018	-	-	(23,569)	(23,569)
Total comprehensive income for the year ended 31 December 2018	-	-	1,461,572	1,461,572
Balance as at 31 December 2018	3,720,816	116,959	12,855,905	16,693,680

The annexed notes form an integral part of these financial statements.


CHIEF EXECUTIVE


DIRECTOR



CHIEF FINANCIAL OFFICER

STATEMENT OF CASH FLOWS

for the year ended 31 December 2018

	Note	2018 (Rupees in thousand)	2017
CASH FLOWS FROM OPERATING ACTIVITIES			
Cash utilized in operations	30	(240,964)	(523,118)
Finance cost paid		(840,722)	(657,620)
Interest income received		68,341	5,286
Net increase in long term loans		(30,205)	-
Income tax paid		(11,390)	(11,156)
Gratuity paid		(7,990)	(11,929)
Net cash used in operating activities		(1,062,930)	(1,198,537)
CASH FLOWS FROM INVESTING ACTIVITIES			
Capital expenditure on property, plant and equipment		(78,358)	(83,888)
Net cash used in investing activities		(78,358)	(83,888)
CASH FLOWS FROM FINANCING ACTIVITIES			
Repayment of long term finance		(445,825)	(445,825)
Dividend paid		(370,687)	(746,359)
Net cash used in financing activities		(816,512)	(1,192,184)
Net decrease in cash and cash equivalents		(1,957,800)	(2,474,609)
Cash and cash equivalents at beginning of the year		(9,132,822)	(6,658,213)
Cash and cash equivalents at end of the year		(11,090,622)	(9,132,822)
CASH AND CASH EQUIVALENTS			
Cash in hand		343	237
Cash at banks		2,835	61,452
Short term borrowings		(11,093,800)	(9,194,511)
		(11,090,622)	(9,132,822)

The annexed notes form an integral part of these financial statements.


CHIEF EXECUTIVE


DIRECTOR


CHIEF FINANCIAL OFFICER

NOTES TO THE FINANCIAL STATEMENTS

For the year ended 31 December 2018

1. THE COMPANY AND ITS OPERATIONS

1.1 Pakgen Power Limited (“the Company”) was incorporated in Pakistan on 22 June 1995 under the repealed Companies Ordinance, 1984 (now Companies Act, 2017). The registered office of the Company is situated at 53-A, Lawrence Road, Lahore. The ordinary shares of the Company are listed on Pakistan Stock Exchange Limited. The principal activities of the Company are to own, operate and maintain a fuel fired power station (“the Complex”) having gross capacity of 365 MW in Mehmood Kot, Muzaffargarh, Punjab, Pakistan. The Company has a Power Purchase Agreement (PPA) with its sole customer, Central Power Purchasing Agency (Guarantee) Limited (CPPA-G) for 30 years which commenced from 01 February 1998.

1.2 Summary of significant transactions and events affecting the Company’s financial position and performance

For a detailed discussion about the Company’s performance, please refer to the Directors’ report.

2. SUMMARY OF SIGNIFICANT ACCOUNTING POLICIES

The significant accounting policies applied in the preparation of these financial statements are set out below. These policies have been consistently applied to all years presented, unless otherwise stated:

2.1 Basis of preparation

a) Statement of compliance

These financial statements have been prepared in accordance with the accounting and reporting standards as applicable in Pakistan. The accounting and reporting standards applicable in Pakistan comprise of:

- International Financial Reporting Standards (IFRSs) issued by the International Accounting Standards Board (IASB) as notified under the Companies Act, 2017; and
- Provisions of and directives issued under the Companies Act, 2017.

Where provisions of and directives issued under the Companies Act, 2017 differ from the IFRSs, the provisions of and directives issued under the Companies Act, 2017 have been followed.

Exemption from applicability of certain interpretations to standards

Securities and Exchange Commission of Pakistan (SECP) granted waiver to all companies from the requirements of International Financial Reporting Interpretation Committee (IFRIC) 4 ‘Determining Whether an Arrangement Contains a Lease’ through its notification, S.R.O.24(1)/2012 dated 16 January 2012. Therefore, the Company is not required to account for the portion of its Power Purchase Agreement (PPA) with Central Power Purchasing Agency (Guarantee) Limited (CPPA-G) as a lease under International Accounting Standard (IAS) 17 ‘Leases’. Further, SECP has also granted waiver for the requirements of IAS 21 ‘The Effects of Changes in Foreign Exchange Rates’ in respect of accounting principle of capitalization of exchange differences to power sector companies.

However, if the Company followed IFRIC 4 and IAS 17, the effect on the financial statements would be as follows:

	2018 (Rupees in thousand)	2017
De-recognition of fixed assets	(7,674,143)	(8,517,568)
Recognition of lease debtor	4,226,445	4,278,263
	<u>(3,447,698)</u>	<u>(4,239,305)</u>
Decrease in un-appropriated profit at the beginning of the year	(4,239,305)	(4,995,059)
Increase in profit for the year	791,607	755,754
Decrease in un-appropriated profit at the end of the year	<u>(3,447,698)</u>	<u>(4,239,305)</u>

b) Preparation of financial statements under the Companies Act, 2017

The Fourth Schedule to the Companies Act, 2017 became applicable to the Company for the first time for the preparation of these financial statements. The Companies Act, 2017 (including its Fourth Schedule) forms an integral part of the statutory financial reporting framework applicable to the Company and amongst others, prescribes the nature and content of disclosures in relation to various elements of the financial statements. Additional disclosures include but are not limited to, particulars of immovable assets of the Company (refer to note 12.1.5), management assessment of sufficiency of tax provision in the financial statements (refer to note 28.2), change in threshold for identification of executives (refer to note 34), additional disclosure requirements for related parties (refer to note 33) etc.

c) Accounting convention

These financial statements have been prepared on historical cost basis, except for recognition of employee benefits liabilities at present value and certain financial instruments at fair value.

d) Critical accounting estimates and judgments

The preparation of financial statements in conformity with approved accounting standards requires the use of certain critical accounting estimates. It also requires the management to exercise its judgment in the process of applying the Company's accounting policies. Estimates and judgments are continually evaluated and are based on historical experience and other factors, including expectations of future events that are believed to be reasonable under the circumstances. The areas where various assumptions and estimates are significant to the Company's financial statements or where judgments were exercised in application of accounting policies are as follows:

Taxation

In making the estimate for income tax payable by the Company, the Company takes into account the applicable tax laws and the decisions by appellate authorities on certain issues in the past.

Useful lives, pattern of economic benefits and impairment

Estimates with respect to residual values and useful lives and pattern of flow of economic benefits are based on the analysis of the management of the Company. Further, the Company reviews the value of the assets for possible impairments on an annual basis. If such indication

exist assets recoverable amount is estimated in order to determine the extent of impairment loss, if any. Any change in the estimates in the future might affect the carrying amount of respective item of property, plant and equipment, with a corresponding effect on the depreciation charge and impairment.

Provisions for doubtful debts

The Company reviews its receivables against any provision required for any doubtful balances on an ongoing basis. The provision is made while taking into consideration expected recoveries, if any.

Provision for obsolescence of stores, spares parts and other consumables

Provision for obsolescence of stores, spares parts and other consumables is made on the basis of management's estimate of net realizable value and ageing analysis prepared on an item-by-item basis.

Retirement benefit

The cost of defined benefit retirement plan is determined using actuarial valuation. The actuarial valuation is based on the assumptions as mentioned in Note 7.11.

e) Amendments to published approved accounting standards that are effective in current year and are relevant to the Company

Following amendments to published approved accounting standards are mandatory for the Company's accounting periods beginning on or after 01 January 2018:

IAS 40 (Amendments), 'Investment Property' (effective for annual periods beginning on or after 01 January 2018). The amendments clarify that an entity shall transfer a property to, or from, investment property when, and only when there is a change in use. A change in use occurs when the property meets, or ceases to meet, the definition of investment property and there is evidence of the change in use. In isolation, a change in management's intentions for the use of a property does not provide evidence of a change in use.

IFRIC 22 'Foreign Currency Transactions and Advance Consideration' (effective for annual periods beginning on or after 01 January 2018). IFRIC 22 clarifies which date should be used for translation when a foreign currency transaction involves payment or receipt in advance of the item it relates to. The related item is translated using the exchange rate on the date the advance foreign currency is received or paid and the prepayment or deferred income is recognized. The date of the transaction for the purpose of determining the exchange rate to use on initial recognition of the related asset, expense or income (or part of it) would remain the date on which receipt of payment from advance consideration was recognized. If there are multiple payments or receipts in advance, the entity shall determine a date of the transaction for each payment or receipt of advance consideration.

The application of the above amendments does not result in any impact on profit or loss, other comprehensive income and total comprehensive income.

f) Amendments to published approved accounting standards that are effective in current year but not relevant to the Company

There are other amendments to published standards that are mandatory for accounting periods beginning on or after 01 January 2018 but are considered not to be relevant or do not have any significant impact on the Company's financial statements and are therefore not detailed in these financial statements.

g) Standards, interpretation and amendments to published approved accounting standards that are not yet effective but relevant to the Company

Following standards, interpretations and amendments to existing standards have been published and are mandatory for the Company's accounting periods beginning on or after 01 January 2019 or later periods:

IFRS 9 'Financial Instruments' (effective for annual periods beginning on or after 01 July 2018). A finalized version of IFRS 9 which contains accounting requirements for financial instruments, replacing IAS 39 'Financial Instruments: Recognition and Measurement'. Financial assets are classified by reference to the business model within which they are held and their contractual cash flow characteristics. The 2014 version of IFRS 9 introduces a 'fair value through other comprehensive income' category for certain debt instruments. Financial liabilities are classified in a similar manner to under IAS 39, however there are differences in the requirements applying to the measurement of an entity's own credit risk. The 2014 version of IFRS 9 introduces an 'expected credit loss' model for the measurement of the impairment of financial assets, so it is no longer necessary for a credit event to have occurred before a credit loss is recognized. It introduces a new hedge accounting model that is designed to be more closely aligned with how entities undertake risk management activities when hedging financial and non-financial risk exposures. The requirements for the derecognition of financial assets and liabilities are carried forward from IAS 39. The management of the Company is in the process of evaluating the impacts of the aforesaid standard on the Company's financial statements.

IFRS 15 'Revenue from Contracts with Customers' (effective for annual periods beginning on or after 01 July 2018). IFRS 15 provides a single, principles based five-step model to be applied to all contracts with customers. The five steps in the model are: identify the contract with the customer; identify the performance obligations in the contract; determine the transaction price; allocate the transaction price to the performance obligations in the contracts; and recognize revenue when (or as) the entity satisfies a performance obligation. Guidance is provided on topics such as the point in which revenue is recognized, accounting for variable consideration, costs of fulfilling and obtaining a contract and various related matters. New disclosures about revenue are also introduced. The aforesaid standard is not expected to have a material impact on the Company's financial statements.

IFRS 16 'Lease' (effective for annual periods beginning on or after 01 January 2019). IFRS 16 specifies how an entity will recognize, measure, present and disclose leases. The standard provides a single lessee accounting model, requiring lessees to recognize assets and liabilities for all leases unless the lease term is 12 months or less or the underlying asset has a low value. Lessors continue to classify leases as operating or finance, with IFRS 16 approach to lessor accounting substantially unchanged from its predecessor, IAS 17 'Leases'. IFRS 16 replaces IAS 17, IFRIC 4 'Determining Whether an Arrangement Contains a Lease', SIC-15 'Operating Leases-Incentives' and SIC-27 'Evaluating the Substance of Transactions Involving the Legal Form of a Lease'. The management of the Company is in the process of evaluating the impacts of the aforesaid standard on the Company's financial statements.

Amendments to IFRS 9 (effective for annual periods beginning on or after 01 January 2019) clarify that for the purpose of assessing whether a prepayment feature meets the solely payments of principal and interest ('SPPI') condition, the party exercising the option may pay or receive reasonable compensation for the prepayment irrespective of the reason for prepayment. In other words, prepayment features with negative compensation do not automatically fail SPPI. The amendments are not likely to have significant impact on the Company's financial statements.

IFRS 15 (Amendments), 'Revenue from Contracts with Customers' (effective for annual periods beginning on or after 01 July 2018). Amendments clarify three aspects of the standard (identifying performance obligations, principal versus agent considerations, and licensing) and to provide some transition relief for modified contracts and completed contracts. The aforesaid amendments are not expected to have a material impact on the Company's financial statements.

IFRIC 23 'Uncertainty over Income Tax Treatments' (effective for annual periods beginning on or after 01 January 2019). The interpretation addresses the determination of taxable profit (tax loss), tax bases, unused tax losses, unused tax credits and tax rates, when there is uncertainty over income tax treatments under IAS 12 'Income Taxes'. It specifically considers: whether tax treatments should be considered collectively; assumptions for taxation authorities' examinations; the determination of taxable profit (tax loss), tax bases, unused tax losses, unused tax credits and tax rates; and the effect of changes in facts and circumstances. The interpretation is not expected to have a material impact on the Company's financial statements.

On 12 December 2017, IASB issued Annual Improvements to IFRSs: 2015 – 2017 Cycle, incorporating amendments to four IFRSs more specifically in IFRS 3 'Business Combinations', IFRS 11 'Joint Arrangements', IAS 12 'Income Taxes' and IAS 23 'Borrowing Costs'. The amendments are effective for annual periods beginning on or after 01 January 2019. The amendments have no significant impact on the Company's financial statements and have therefore not been analyzed in detail.

On 29 March 2018, the International Accounting Standards Board (the IASB) has issued a revised Conceptual Framework. The new Framework: reintroduces the terms stewardship and prudence; introduces a new asset definition that focuses on rights and a new liability definition that is likely to be broader than the definition it replaces, but does not change the distinction between a liability and an equity instrument; removes from the asset and liability definitions references to the expected flow of economic benefits—this lowers the hurdle for identifying the existence of an asset or liability and puts more emphasis on reflecting uncertainty in measurement; discusses historical cost and current value measures, and provides some guidance on how the IASB would go about selecting a measurement basis for a particular asset or liability; states that the primary measure of financial performance is profit or loss, and that only in exceptional circumstances will the IASB use other comprehensive income and only for income or expenses that arise from a change in the current value of an asset or liability; and discusses uncertainty, derecognition, unit of account, the reporting entity and combined financial statements. The Framework is not an IFRS standard and does not override any standard, so nothing will change in the short term. The revised Framework will be used in future standard-setting decisions, but no changes will be made to current IFRS. Preparers might also use the Framework to assist them in developing accounting policies where an issue is not addressed by an IFRS. It is effective for annual periods beginning on or after 1 January 2020 for preparers that develop an accounting policy based on the Framework.

h) Standard and amendments to published approved accounting standards that are not yet effective and not considered relevant to the Company

There are other standard and amendments to published approved standards that are mandatory for accounting periods beginning on or after 01 January 2019 but are considered not to be relevant or do not have any significant impact on the Company's financial statements and are therefore not detailed in these financial statements.

2.2 Fixed assets

2.2.1 Operating fixed assets

Operating fixed assets, except freehold land are stated at cost less accumulated depreciation and accumulated impairment losses, if any. Freehold land is stated at cost less impairment loss, if any. Residual values and estimated useful lives are reviewed at each reporting date, with the effect of changes in estimate accounted for on prospective basis.

Depreciation is charged to income applying the straight line method whereby cost of an asset less its residual value is written off over its estimated useful life at the rates given in Note 12.1. Depreciation on additions is charged for the full month in which the asset is available for use and on deletion up to the month immediately preceding the deletion.

Subsequent costs are included in the asset's carrying amount or recognized as a separate asset, as appropriate, only when it is probable that future economic benefits associated with the item will flow to the Company and the cost of the item can be measured reliably. All other repair and maintenance costs are included in the statement of profit or loss and other comprehensive income during the period in which they are incurred.

The Company assesses at each reporting date whether there is any indication that property, plant and equipment may be impaired. If such indication exists, the carrying amounts of such assets are reviewed to assess whether they are recorded in excess of their recoverable amount. Where carrying values exceed the respective recoverable amounts, assets are written down to their recoverable amounts and the resulting impairment loss is recognized in income currently. The recoverable amount is higher of an asset's fair value less costs to sell and value in use. Where an impairment loss is recognized, the depreciation charge is adjusted in the future periods to allocate the asset's revised carrying amount over its estimated remaining useful life.

An item of operating fixed assets is derecognized upon disposal or when no future economic benefits are expected from its use or disposal. The gain or loss on disposal or retirement of an asset represented by the difference between the sale proceeds and the carrying amount of the asset is recognized as an income or expense.

2.2.2 Capital work-in-progress

Capital work-in-progress is stated at cost less identified impairment losses, if any. All expenditure connected with specific assets incurred during installation and construction period are carried under capital work-in-progress. These are transferred to operating fixed assets as and when these are available for use.

2.3 Leases

The Company is the lessee:

2.3.1 Operating leases

Leases where a significant portion of the risks and rewards of ownership are retained by the lessor are classified as operating leases. Payments made under operating leases are charged to income on a straight line basis over the lease term.

2.4 Investments

Classification of an investment is made on the basis of intended purpose for holding such investment. Management determines the appropriate classification of its investments at the time of purchase and re-evaluates such designation on regular basis.

Investments are initially measured at fair value plus transaction costs directly attributable to acquisition, except for "Investment at fair value through profit or loss" which is initially measured at fair value.

The Company assesses at the end of each reporting period whether there is any objective evidence that investments are impaired. If any such evidence exists, the Company applies the provisions of IAS 39 'Financial Instruments: Recognition and Measurement' to all investments, except investment accounted for under equity method for associate, which is tested for impairment in accordance with the provisions of IAS 36 'Impairment of Assets'.

2.4.1 Investment at fair value through profit or loss

Investments classified as held-for-trading and those designated as such are included in this category. Investments are classified as held-for-trading if these are acquired for the purpose of selling in the short term. Gains or losses on investments held-for-trading are recognized in statement of profit or loss and other comprehensive income.

2.4.2 Held-to-maturity

Investments with fixed or determinable payments and fixed maturity are classified as held-to-maturity when the Company has the positive intention and ability to hold to maturity. Investments intended to be held for an undefined period are not included in this classification. Other long-term investments that are intended to be held to maturity are subsequently measured at amortized cost. This cost is computed as the amount initially recognized minus principal repayments, plus or minus the cumulative amortization, using the effective interest method, of any difference between the initially recognized amount and the maturity amount. For investments carried at amortized cost, gains and losses are recognized in statement of profit or loss and other comprehensive income when the investments are de-recognized or impaired, as well as through the amortization process.

2.4.3 Investment in associate - (with significant influence)

Associates are all entities over which the Company has significant influence but not control. Investment in equity instruments of associates are accounted for using the equity method of accounting and are initially recognised at cost. The Company's investment in associates includes goodwill (net of any accumulated impairment loss) identified on the acquisition. The Company's share of its associates' post-acquisition profits or losses is recognised in the statement of profit or loss and other comprehensive income, and its share of post acquisition movements in reserves is recognised in reserves. The cumulative post-acquisition movements are adjusted against the carrying amount of investment. When the Company's share of losses in an associate equals or exceeds its interest in the associate, including any other unsecured receivables, the Company does not recognise further losses, unless it has incurred obligations or made payments on behalf of the associate. Unrealised gains on transactions between the Company and its associates are eliminated to the extent of Company's interest in the associates. Unrealised losses are also eliminated unless the transaction provides evidence of an impairment of the asset transferred. At each reporting date, the Company reviews the carrying amounts of the investments to assess whether there is any indication that such investments have suffered an impairment loss. If any such indication exists, the recoverable amount is estimated in order to determine the extent of the impairment loss, if any. Impairment losses are recognised as expense in the statement of profit or loss and other comprehensive income. Impairment losses recognised in the statement of profit or loss and other comprehensive income on equity instruments are not reversed through the statement of profit or loss and other comprehensive income.

2.4.4 Available-for-sale

Investments intended to be held for an indefinite period of time, which may be sold in response to need for liquidity, or changes to interest rates or equity prices are classified as available-for-sale. After initial recognition, investments which are classified as available-for-sale are measured at fair value. Gains or losses on available-for-sale investments are recognized directly in other comprehensive income until the investment is sold, de-recognized or is determined to be impaired, at which time the cumulative gain or loss previously reported in other comprehensive income is included in profit or loss. These are sub-categorized as under:

Quoted

For investments that are actively traded in organized capital markets, fair value is determined by reference to stock exchange quoted market bids at the close of business on the reporting date. Fair value of investments in open-end mutual funds is determined using redemption price.

Unquoted

Fair value of unquoted investments is determined on the basis of appropriate valuation techniques as allowed by IAS 39 'Financial Instruments: Recognition and Measurement'.

2.5 Foreign currency translation

These financial statements are presented in Pak Rupees, which is the Company's functional and presentation currency. Transactions in foreign currency are converted in Pak Rupees at the rates of exchange prevailing on the date of transaction. Monetary assets and liabilities in foreign currencies at the reporting date are translated into Pak Rupees at the rate of exchange prevailing on that date. Net exchange differences are recognized as income or expense in the period in which they arise.

2.6 Employee benefits

2.6.1 Defined contribution plan

The Company contributes towards a funded contributory provident fund scheme being maintained by Lalpir Power Limited – associated company at the rate of 10% of basic salary of employees.

2.6.2 Defined benefit plan

The Company operates a funded gratuity scheme for all of its employees who have completed the qualifying period as defined under the scheme. As per gratuity scheme, employees of the Company are entitled to gratuity equivalent to last drawn salary multiplied by the numbers of year of service up to the date of leaving the Company. The liability recognised in respect of defined benefit plan is the present value of the defined benefit obligation at the end of the reporting period less the fair value of plan assets. The defined benefit obligation is calculated annually by independent actuary using the projected unit credit method. The charge for the year is based on actuarial valuation. The latest actuarial valuation was carried out as at 31 December 2018 using projected unit credit method. The amount arising as a result of remeasurements are recognised immediately, with a charge or credit to other comprehensive income in the periods in which they occur. Past-service costs are recognised immediately in income.

Previously, the Company contributed (as per actuarial valuation) towards a gratuity fund scheme being maintained by Lalpir Power Limited – associated company on fifty-fifty basis in accordance with “Shared Facilities Agreement”. The Shared Facilities Agreement has been terminated with effect from 01 January 2018.

2.7 Inventories

Inventories, except in transit are stated at lower of cost and net realizable value. Cost is determined as follows:

2.7.1 Fuel stock

Cost is determined on the basis of first-in-first-out method.

2.7.2 Stores, spare parts and other consumables

Cost is determined on the basis of average cost method, less allowance for obsolete and slow moving items. Cost in relation to items in transit comprises of invoice value and other charges incurred thereon up to the reporting date.

Net realizable value signifies the estimated selling price in the ordinary course of business less the estimated costs necessary to make the sale.

2.8 Financial instruments

2.8.1 Recognition and de-recognition

Financial assets and financial liabilities are recognized at the time when the Company becomes a party to the contractual provisions of the instrument and de-recognized when the Company loses control of contractual rights that comprise the financial assets and in the case of financial liabilities when the obligation specified in the contract is discharged, cancelled or expired. Any gain or loss on de-recognition of financial assets and financial liabilities is included in the statement of profit or loss and other comprehensive income.

Financial instruments carried on the statement of financial position include deposits, trade debts, other receivables, accrued interest, cash and bank balances, long-term finance, short-term borrowings, accrued mark-up / interest and trade and other payables. The particular recognition methods adopted are disclosed in the individual policy statement associated with each item.

2.8.2 Derivative financial instruments

Derivative financial instruments are initially recognized at fair value and are subsequently re-measured at their fair value. Fair value of the derivative financial instrument is determined using estimated discounted future cash flows. Derivatives are carried as assets where fair value is positive and as liabilities where fair value is negative.

Derivatives embedded in other financial instruments or non-derivative host contracts are traced as separate derivatives when their risks and economic characteristics are not closely related to those of host contracts and the host contracts are not carried at fair value with unrealized gains or losses reported in the statement of profit or loss and other comprehensive income.

If the fair value of an embedded derivative that is required to be separated cannot be reliably measured, the entire combined contract is treated as a financial instrument held for trading. The combined contract is measured at fair value if the fair value of the combined instrument can be reliably measured.

Changes in fair value of derivative financial instruments are recognized in the statement of profit or loss and other comprehensive income.

2.8.3 Offsetting

A financial asset and a financial liability is offset and the net amount is reported in the statement of financial position, if the Company has a legally enforceable right to set-off the transaction and also intends either to settle on a net basis or to realize the asset and settle the liability simultaneously.

2.9 Cash and cash equivalents

Cash and cash equivalents comprise cash, balance with banks in current, saving and deposit accounts and short-term borrowings under mark up arrangements.

2.10 Provision

A provision is recognized when the Company has a present legal or constructive obligation as a result of past events, it is probable that an outflow of resources embodying economic benefits will be required to settle the obligation and a reliable estimate of the obligation can be made. Provisions are reviewed at each reporting date and adjusted to reflect the current best estimate.

2.11 Taxation

211.1 Current

Income (profit and gains) of the Company derived from power generation are exempt from income tax under Clause 132 of Part I and Clause 11A of Part IV of Second Schedule to the Income Tax Ordinance, 2001. This exemption is available till the term of Power Purchase Agreement (PPA). However, full provision is made in the statement of profit or loss and other comprehensive income on income from sources not covered under the above clauses at current rates of taxation after taking into account, tax credits, and rebates available, if any.

211.2 Deferred

Deferred tax is accounted for using the liability method in respect of all temporary differences arising from differences between the carrying amount of assets and liabilities in the financial statements and the corresponding tax bases used in the computation of the taxable profit. Deferred tax liabilities are generally recognized for all taxable temporary differences and deferred tax assets to the extent that it is probable that taxable profits will be available against which the deductible temporary differences, unused tax losses and tax credits can be utilized.

Deferred tax is calculated at the rates that are expected to apply to the period when the differences reverse based on tax rates that have been enacted or substantively enacted by the reporting date. Deferred tax is charged or credited in the profit or loss, except to

the extent that it relates to items recognized in other comprehensive income or directly in equity. In this case the tax is also recognized in other comprehensive income or directly in equity, respectively.

Deferred tax has not been provided in these financial statements as the management believes that the temporary differences will not reverse in the foreseeable future due to the fact that the Company remains exempt from taxation under Clause 132 of Part I and Clause 11A of Part IV of Second Schedule to the Income Tax Ordinance, 2001.

2.12 Borrowings

Borrowings are recognized initially at fair value, net of transaction costs incurred. Borrowings are subsequently stated at amortized cost, any difference between the proceeds (net of transaction costs) and the redemption value is recognized in the statement of profit or loss and other comprehensive income over the period of the borrowings using the effective interest method. Finance costs are accounted for on an accrual basis and are reported under accrued mark-up / profit to the extent of the amount remaining unpaid.

Borrowings are classified as current liabilities unless the Company has an unconditional right to defer settlement of the liability for at least twelve months after the reporting date.

2.13 Borrowing costs

Borrowing costs incurred for the construction of any qualifying asset are capitalized during the period of time that is required to complete and prepare the asset for its intended use. Other borrowing costs are expensed in the statement of profit or loss and other comprehensive income in the period in which they arise.

2.14 Trade debts and other receivables

Trade debts and other receivables are recognized initially at invoice value, which approximates fair value and subsequently measured at amortized cost using the effective interest method, less provision for impairment. A provision for impairment of trade debts and other receivables is established when there is objective evidence that the Company will not be able to collect the entire amount due according to the original terms of the receivable. Significant financial difficulties of the debtors, probability that the debtor will enter bankruptcy or financial reorganization, and default or delinquency in payments are considered indicators that the trade debt is impaired. The provision is recognized in the statement of profit or loss and other comprehensive income. When a trade debt is uncollectible, it is written off against the provision. Subsequent recoveries of amounts previously written off are credited to the statement of profit or loss and other comprehensive income.

2.15 Trade and other payables

Liabilities for trade and other amounts payable are initially recognized at fair value which is normally the transaction cost.

2.16 Loans and receivables

Loans and receivables are non-derivative financial assets with fixed or determinable payments that are not quoted in an active market. They are included in current assets, except for maturities greater than twelve months after the reporting date, which are classified as non-current assets. Loans and receivables comprise trade debts, deposits, other receivables, accrued interest and bank balances in the statement of financial position.

2.17 Impairment

2.17.1 Financial assets

A financial asset is considered to be impaired if objective evidence indicate that one or more events had a negative effect on the estimated future cash flows of that asset.

An impairment loss in respect of a financial asset measured at amortized cost is calculated as a difference between its carrying amount and the present value of estimated future cash flows discounted at the original effective interest rate. An impairment loss in respect of available for sale financial asset is calculated by reference to its current fair value.

Individually significant financial assets are tested for impairment on individual basis. The remaining financial assets are assessed collectively in groups that share similar credit risk characteristics.

2.17.2 Non-financial assets

The carrying amounts of the Company's non-financial assets are reviewed at each reporting date to determine whether there is any indication of impairment. If such indication exists, the recoverable amount of such asset is estimated. An impairment loss is recognized wherever the carrying amount of the asset exceeds its recoverable amount. Impairment losses are recognized in statement of profit or loss and other comprehensive income. A previously recognized impairment loss is reversed only if there has been a change in the estimates used to determine the asset's recoverable amount since the last impairment loss was recognized. If that is the case, the carrying amount of the asset is increased to its recoverable amount. That increased amount cannot exceed the carrying amount that would have been determined, net of depreciation, had no impairment loss been recognized for the asset in prior years. Such reversal is recognized in statement of profit or loss and other comprehensive income.

2.18 Revenue

2.18.1 Sale of electricity

Revenue from sale of electricity to the CPPA-G, the sole customer of the Company, is recorded on the basis of output delivered and capacity available at rates specified under the Power Purchase Agreement (PPA). PPA is a contract over a period of 30 years.

2.18.2 Interest income

Interest income is accrued on a time proportion basis by reference to the principal outstanding and the applicable rate of return.

2.18.3 Rental income

Rental income is recognized on accrual basis.

2.19 Dividend and other appropriations

Dividend distribution to the Company's shareholders is recognized as a liability in the Company's financial statements in the period in which the dividends are declared and other appropriations are recognized in the period in which these are approved by the Board of Directors.

2.20 Share capital

Ordinary shares are classified as equity and recognized at their face value. Incremental costs directly attributable to the issue of new shares are shown in equity as a deduction, net of tax.

3. ISSUED, SUBSCRIBED AND PAID-UP SHARE CAPITAL

2018 (Number of Shares)		2017	2018 (Rupees in thousand)		2017
370,586,125	370,586,125	Ordinary shares of Rupees 10 each fully paid-up in cash	3,705,861	3,705,861	3,705,861
1,495,466	1,495,466	Ordinary shares of Rupees 10 each issued as fully paid-up for consideration other than cash (Note 3.2)	14,955	14,955	14,955
<u>372,081,591</u>	<u>372,081,591</u>		<u>3,720,816</u>	<u>3,720,816</u>	

3.1 Ordinary shares of the Company held by associated companies:

	2018 (Number of shares)	2017
Nishat Mills Limited	102,524,228	102,524,228
Adamjee Insurance Company Limited	25,631,181	25,631,181
Security General Insurance Company Limited	6,407,296	6,407,296
Engen (Private) Limited	64,476,954	64,476,954
City Schools (Private) Limited	526,315	526,315
	<u>199,565,974</u>	<u>199,565,974</u>

3.2 These were issued against project development expenses.

4. CAPITAL RISK MANAGEMENT

The Company's objective when managing capital is to safeguard the Company's ability to remain as a going concern and continue to provide returns for shareholders and benefits for other stakeholders. In order to maintain or adjust the capital structure, the Company may adjust the amount of dividend paid to shareholders keeping in view its cash flow requirements to maintain its operating capacity in terms of PPA. No changes were made in the objectives, policies or processes from previous year. The Company monitors capital using a gearing ratio, which is net debt divided by the total capital plus net debt. The Company includes within net debt long term finance, short term borrowings, less cash and bank balances. Capital includes equity attributable to the equity holders.

	2018 (Rupees in thousand)	2017
Long term finance	334,369	780,194
Short term borrowings	11,093,800	9,194,511
Cash and bank balances	(3,178)	(61,689)
Net debt	<u>11,424,991</u>	<u>9,913,016</u>
Equity	<u>16,693,680</u>	<u>15,604,190</u>
Equity and net debt	<u>28,118,671</u>	<u>25,517,206</u>
Gearing ratio	<u>40.63%</u>	<u>38.85%</u>

5. CAPITAL RESERVE

This represents the Retained Payments Fund (“the reserve”) maintained under clause 9.11 of the PPA. Initially the reserve was established at one twenty fourth of the annual operating and maintenance budget of the Company’s first year of operations less fuel expenses. The reserve can only be utilized to pay expenses on major maintenance for proper operation of the Complex in case of non availability of sufficient funds. The reserve fund needs to be replenished for the monies utilized by the Company.

6. LONG TERM FINANCE

From banking company - secured

	2018 (Rupees in thousand)	2017
Long term loan (Note 6.1)	334,369	780,194
Less: Current portion shown under current liabilities	334,369	445,825
	<u>-</u>	<u>334,369</u>

- 6.1** This represents syndicated term finance facility obtained from MCB Bank Limited (NIB Bank Limited merged into MCB Bank Limited) (Lead Arranger / Agent) to finance the replacement of turbine rotors of the Complex against sanctioned limit of Rupees 3,000 million (2017: Rupees 3,000 million). This facility carries mark-up at the rate of three months KIBOR plus 0.5% per annum (2017: three months KIBOR plus 0.5% per annum) payable quarterly. The effective mark-up rate charged during the year ranged from 6.67% to 11.03% (2017: 6.59% to 8.36%) per annum. This facility is repayable in sixteen equal quarterly instalments with a grace period of six months and is secured by the way of first pari passu charge over present and future plant and machinery of the Company amounting to Rupees 4,000 million and first pari passu hypothecation charge over present and future current assets amounting to Rupees 4,000 million.

7. EMPLOYEE BENEFIT - GRATUITY

The latest actuarial valuation of the defined benefit plan as at 31 December 2018 was carried out using the Projected Unit Credit Method. Details of the plan as per the actuarial valuation are as follows:

7.1 Statement of financial position reconciliation:

	2018 (Rupees in thousand)	2017
Present value of defined benefit obligation (Note 7.2)	104,446	-
Fair value of plan assets (Note 7.3)	(75,097)	-
Liability recognized at reporting date	<u>29,349</u>	<u>-</u>

	2018 (Rupees in thousand)	2017
7.2 Movement in present value of defined benefit obligation:		
Present value of obligation at the beginning of the year	-	-
Transferred (Note 7.19)	79,500	-
Current service cost	12,834	-
Interest cost	6,229	-
Benefits paid	(7,990)	-
Remeasurement	13,873	-
	104,446	-
7.3 Movement in fair value of plan assets:		
Fair value of plan assets at the beginning of the year	-	-
Transferred (Note 7.19)	79,500	-
Interest income	5,293	-
Benefits paid on behalf of the fund	7,990	-
Benefits paid by the fund	(7,990)	-
Remeasurement	(9,696)	-
	75,097	-
7.4 Actual return on plan assets	4,403	-
7.5 Plan assets consist of the followings:		
Term deposit receipts	51,733	-
Units of mutual funds	-	-
Cash at banks	23,364	-
	75,097	-
7.6 Net movement in liability:		
Opening liability	-	-
Charge for the year (Note 7.7)	13,770	-
Remeasurements recognized in other comprehensive income (Note 7.8)	23,569	-
Benefits paid on behalf of the fund	(7,990)	-
	29,349	-
7.7 Charge for the year recognized in profit or loss:		
Current service cost	12,834	-
Interest cost - net	936	-
	13,770	-

7.8 Remeasurements recognised in other comprehensive income:

	2018 (Rupees in thousand)	2017
Experience losses	13,873	-
Remeasurement of fair value of plan assets	9,696	-
Remeasurements	<u>23,569</u>	<u>-</u>

7.9 Plan assets held in the trust are governed by local regulations which mainly includes the Trust Act, 1882, the Companies Act, 2017, the Income Tax Rules, 2002 and Rules under the Trust Deed of the plan. The Company actively monitors how the duration and the expected yield of the investments are matching the expected cash outflows arising from the plan obligations. The Company has not changed the processes used to manage its risks from previous periods. The Company does not use derivatives to manage its risk. Investments are diversified, such that the failure of any single investment would not have a material impact on the overall level of assets. Responsibility for governance of the plan, including investment decisions and contribution schedules, lies with the Board of Trustees. The Company appoints the trustees and all trustees are employees of the Company.

7.10 Amounts for the current and previous four years:

	2018 (- - - - Rupees in thousand - - - -)	2017	2016	2015	2014
Present value of defined benefit obligation	104,446	-	-	-	-
Fair value of plan assets	(75,097)	-	-	-	-
Deficit	<u>29,349</u>	<u>-</u>	<u>-</u>	<u>-</u>	<u>-</u>
Remeasurement loss on obligation	<u>13,873</u>	<u>-</u>	<u>-</u>	<u>-</u>	<u>-</u>
Remeasurement gain / (loss) on plan assets	<u>(9,696)</u>	<u>-</u>	<u>-</u>	<u>-</u>	<u>-</u>

7.11 Principal actuarial assumptions used:

	2018 (% per annum)	2017
Discount rate	13.25	-
Expected rate of increase in salary	13.25	-
Expected rate of return on plan assets	13.25	-

Comparative figures of note 7.10 and 7.11 have not been presented as the Company has recognized liability under the employees benefit - gratuity with effect from 01 January 2018. Previously, share of employee benefit liability was charged to the Company by Lalpir Power Limited - associated company under "Shared Facilities Agreement".

7.12 Mortality was assumed to be based on SLIC 2001-05 ultimate mortality rates, rated down by one year.

7.13 The expected charge to statement of profit or loss and other comprehensive income of the Company for defined benefit plan obligation for the next year is Rupees 15.336 million.

7.14 The Company's contribution to defined benefit plan in 2018 is expected to Rupees 15.336 million. There are no minimum funding requirements to the defined benefit plan. The actuary conducts separate valuations for calculating contribution rates and the Company contributes to the gratuity fund according to the actuary's advice. Expense of the defined benefit plan is calculated by the actuary.

7.15 The weighted average duration of the defined benefit plan is 7.74 years.

7.16 Sensitivity analysis for actuarial assumptions:

The sensitivity of the defined benefit obligation as at reporting date to changes in the weighted principal assumptions is:

	Impact on defined benefit plan		
	Changes in assumption (%)	Increase in assumption (Rupees in thousand)	Decrease in assumption
Discount rate	1	-	-
Future salary increases	1	-	-

The sensitivity analysis is based on a change in an assumption while holding all other assumptions constant. In practice, this is unlikely to occur, and changes in some of the assumptions may be correlated. When calculating the sensitivity of the defined benefit obligation to significant actuarial assumptions the same method (present value of the defined benefit obligation calculated with the projected unit credit method at the end of the reporting period) has been applied.

7.17 The expected return on plan assets is based on the market expectations and depends upon the asset portfolio of the plan, at the beginning of the period, for returns over the entire life of related obligation. The expected return on plan assets was determined by considering the expected returns available on the assets underlying the current investment policy. Expected yields on term deposits are based on gross redemption yields as at the reporting date.

7.18 Expected maturity profile of undiscounted defined benefit obligation:

Less than a year	Between 1 - 2 years	Between 3 - 5 years	Between 6 - 10 years	Over 10 Years	Total
(----- Rupees in thousand -----)					
-	-	-	-	-	-

7.19 With effect from 01 January 2018, the Company has terminated “Shared Facilities Agreement” with Lalpir Power Limited - associated company. Resultantly, the liability of employee benefit - gratuity has been recognized in the books of account of the Company with effect from 01 January 2018 in accordance with the requirements of International Accounting Standard 19 “Employee Benefits”.

	2018 (Rupees in thousand)	2017
8. TRADE AND OTHER PAYABLES		
Creditors	350,481	1,014,495
Accrued liabilities	92,762	88,529
Workers’ profit participation fund payable (Note 8.1)	74,257	65,699
Income tax deducted at source	2,152	494
Payable to provident fund trust	4,012	-
Others	3,876	383
	527,540	1,169,600
8.1 Workers’ profit participation fund payable		
Opening balance	65,699	25,845
Allocation for the year (Note 25.2)	74,257	65,699
Payments made during the year	(65,699)	(25,845)
Closing balance	74,257	65,699
9. ACCRUED MARK-UP / PROFIT		
Long term finance	505	712
Short term borrowings	126,005	107,412
	126,510	108,124
10. SHORT TERM BORROWINGS		
From banking companies		
Working capital finances - secured (Note 10.1)	10,650,402	9,194,511
Running musharakah - secured (Note 10.2)	443,398	-
	11,093,800	9,194,511

10.1 The Company has total working capital finance facilities of Rupees 12,967 million (2017: Rupees 12,668 million) available from banking companies out of which Rupees 2,316 million (2017: Rupees 3,473 million) remained unutilized at year end. These facilities carry mark-up at average offer rate for 1 month to 6 months KIBOR plus 0.18% to 2.00% (2017: 1 month to 6 months KIBOR plus 0.18% to 2.00%) per annum payable monthly / quarterly / semi annually (2017: monthly / quarterly / semi annually). The effective interest rate charged during the year ranged from 6.34% to 11.32% (2017: 6.31% to 8.29%) per annum. These facilities are secured by way of charge to the extent of Rupees 17,258 million (2017: Rupees 17,914 million) on the present and future current assets of the Company.

- 10.2** This represents running musharakah facility of Rupees 450.815 million obtained from Faysal Bank Limited out of which Rupees 7.418 million remained unutilized at year end. This facility carries profit at the average offer rate for 3 months KIBOR plus 0.40% per annum payable quarterly. The effective profit rate charged during the year is 9.36% per annum. This facility is secured by way of first charge on current assets amounting to Rupees 1,250 million.

11. CONTINGENCIES AND COMMITMENTS

11.1 Contingencies

- 11.1.1** Up to the year ended 31 December 2002, the Company had recorded the provision for workers' profits participation fund and paid to the Federal Treasury contributions on its annual profit as per the provisions of the Companies Profits (Workers' Participation) Act, 1968 (the Act).

Based on legal advice, the Company has filed a petition on 15 April 2004 in the Lahore High Court challenging the application of the Act to the Company on the grounds that since inception the Company has not employed any person who falls within the definition of the term "Worker" as per the provisions of the Act. The Company asserts that it had erroneously deposited in the past certain sums with Federal Treasury as contributions of Workers' Profit Participation Fund (WPPF) and Workers' Welfare Fund (WWF), although it was not obligated to make such payments. The petition was filed subsequent to the Company's receipt of the Federal Board of Revenue's Income Tax / Wealth Tax Circle's letter dated 30 March 2004 directing the Company to allocate five percent of its net profit towards the WPPF and deposit the un-utilized amount of the WPPF in the Federal Treasury. The petition had been filed against the Labour, Manpower and Overseas Pakistani Division of Ministry of Labour, Manpower and Overseas Pakistanis.

Management, based on legal advice, asserts that if the Company does not succeed in the above petition and it is held that the scheme is applicable to the Company, any payments that the Company is ultimately required to make under the provision of the Act are considered as pass through items recoverable from Central Power Purchasing Agency (Guarantee) Limited (CPPA-G) under the provisions of the Power Purchase Agreement (PPA). Consequently, there will be no impact on its financial position and its results of operations, even if it does not succeed in the above petition.

Consequent to the amendments that have been made in the Act through the Finance Act, 2006, the Company is required to pay 5% of its profits to WPPF from the financial year 2006. The Company established a workers' profit participation fund to comply with the requirements of the Companies Profit (Workers' Participation) Act, 1968.

In addition to above, consequent to Finance Act, 2008, the Company has also paid Rupees 46.5 million in respect of Workers' Welfare Fund for the financial year 2008 and same has been billed to Water and Power Development Authority (WAPDA) being a pass through item under PPA. Further, the Company has made provision of Rupees 31.02 million (2009: Rupees 52.8 million) against current year's profit.

The changes to the law will not affect the aforementioned petition filed by the Company. The Company expects a favourable outcome of the matter.

- 11.1.2** The banks of the Company have issued letters of credit in favour of Central Power Purchasing Agency (Guarantee) Limited (CPPA-G) for amount of Rupees 651 million (2017: Rupees 651 million) to meet its obligations under the Power Purchase Agreement (PPA).

- 11.1.3** WAPDA may impose liquidated damages (after taking into account forced outage allowance stipulated under the terms of PPA) on account of short supply of electricity by the Company, which was due to cash flow constraints of the Company as a result of default by WAPDA in making timely payments.
- 11.1.3** Central Power Purchasing Agency (Guarantee) Limited (CPPA-G) has raised invoices for liquidated damages to the Company from 11th to 21st (up to December 2018) agreement year (after taking into account forced outage allowance stipulated under the terms of Power Purchase Agreement) on account of short supply of electricity by the Company, which was due to cash constraints of the Company as a result of default by CPPA-G in making timely payments. Liquidated damages invoiced to the Company amounts to Rupees 6,266.06 million (2017: Rupees 6,266 million). Out of these, the Company has accepted and paid Rupees 4,006.39 million (2017: Rupees 4,006 million). The Company disputes and rejects balance claims on account of liquidated damages that are raised by CPPA-G on the premise that its failure to dispatch electricity was due to CPPA-G's non-payment of dues on timely basis to the Company and consequential inability of the Company to make timely payments to its fuel supplier that resulted in inadequate level of electricity production owing to shortage of fuel. Against these the Company has raised invoice dispute notices to CPPA-G. The Company appointed mediation expert under the mechanism given in the PPA. On 22 June 2017, the mediation expert gave his decision in favour of the Company. However, this decision is not binding on either party.

During the year, the Company has filed case for arbitration in the International Chamber of Commerce (ICC) to resolve the following matters, as per the mechanism allowed by PPA for resolutions of disputes:

- On various occasions, CPPA-G has sought to set off amounts allegedly owed to it as liquidated damages against amounts it must pay to the Company as part of its obligations to make capacity payments. On 8 January 2018, CPPA-G wrote to the Company, threatening to set off a total of Rupees 2.4 billion which it considers as allegedly due to it, against capacity payment invoices to be issued by the Company. The far-reaching implications of CPPA-G's threat to take unilateral action left the Company with no option but to approach the courts of Pakistan for interim relief, until the matter gets resolved finally through arbitration, in accordance with the provisions of the PPA. In its orders dated 16 January 2018, the Lahore High Court suspended the legal effect of CPPA-G's 8 January 2018 letter on an interim basis.
- In September and November 2015, CPPA-G sent a number of letters to the Company, purporting to deduct amounts from the energy payments due to the Company on the basis that it had procured fuel from suppliers other than the Pakistan State Oil Company Limited ("PSO"). Amounts withheld on this account from the invoices of the Company totaled Rupees 4.9 million. PPA does not allow CPPA-G to dispute invoices on the basis that fuel was procured from a provider other than PSO. Neither is CPPA-G permitted to retroactively dispute invoices, many months or years after they have become due.
- CPPA-G is required to provide and renew a Letter of Credit. Letter of Credit must allow access to "immediately available funds", which "shall be in an amount equal to an aggregate of two (2) Months of capacity payments plus energy payments". CPPA-G has failed to renew the Letters of Credit, following their expiry on 23 December 2010.
- In addition to its persistent failure to make timely energy and capacity payments, CPPA-G has also failed to comply with its obligation to pay interest to the Company. PPA provides that "Late payments shall bear interest". As a result, a total of Rupees 449.95 million in unpaid interest is due at the date of the latest invoice submitted by the Company (till the date of request for arbitration).

- For a number of years CPPA-G has been issuing despatch instructions requesting the Company to run the power plant continuously at a low minimum load, or to perform significant ramping up or down at short notice. The continued operation of the power plants at low load as well as ramping up or down at short notice gives rise to a host of operating problems, including erosion of the valves and high boiler vibrations, which causes the power plant to shut down.

Subsequent to the reporting period, an arbitrator has been appointed who will frame the case and the case is still pending for hearing. The ultimate outcome of the matter cannot presently be determined, and consequently, no provision for such liquidated damages has been made in these financial statements.

- 11.1.4** CPPA-G issued a notice on 20 March 2017, disputing all the invoices of the Company on the grounds that the Company was in default of its obligations under the PPA and accordingly not eligible for the cost of working capital claimed and adjustment on account of heat rate savings. The Company challenged the dispute notice in the Honourable Lahore High Court (“the Court”). The Court issued a stay order restraining CPPA-G from disputing any invoice of the Company. The management is of the view that there are meritorious grounds available to defend the dispute notice and consequently, no provision has been made in these financial statements.
- 11.1.5** Deputy Commissioner Inland Revenue (DCIR) issued orders to the Company in which sales tax refund claims amounting to Rupees 1,486.302 million for the tax periods July 2009 and January 2010 to July 2012 were rejected by apportioning input sales tax between capacity invoices and energy invoices and allowed input sales tax allocated to energy invoices only. Against aforesaid orders, the Company filed appeals before Commissioner Inland Revenue (Appeals) [CIR(A)], which were decided in favour of the Company. Against the orders CIR(A), tax department has filed appeals before Appellate Tribunal Inland Revenue (ATIR). ATIR decided the case in favour of tax department and vacated the order passed by CIR(A). Against the decision of ATIR, the Company has filed reference application in the Honourable Lahore High Court (“the Court”) which has been decided in favour of the Company by the Court. However, department has filed petition for leave to appeal before Supreme Court of Pakistan. Further, DCIR issued show cause notice to the Company for the tax periods from July 2009 to December 2012 declaring refund claims being inadmissible amounting to Rupees 2,374.766 million on aforesaid grounds. The Company challenged the notice before the Court along with reply of the show cause notice to DCIR. The Court has decided the case in favour of the Company. However, tax department has filed petition for leave to appeal before Supreme Court of Pakistan, as well as review application before the Court. The management is of the view that there are meritorious grounds available to defend the foregoing rejection. Consequently, no provision for such rejections has been made in these financial statements.
- 11.1.6** The tax authorities have carried out assessment proceedings under section 122(5A) of the Income Tax Ordinance, 2001 for the tax years 2012 and 2014 by creating (among others) a demand of Rupees 708.184 million on account of interest on delayed payments by CPPA-G not been offered for tax. As per tax authorities, interest on delayed payments falls under the head income from other sources and is not exempt from tax as the same is not covered under Clause 132, Part I of the Second Schedule to the Income Tax Ordinance, 2001. The Company filed appeals against foregoing assessment proceedings before Commissioner Inland Revenue (Appeals) [CIR(A)], which were decided in favour of the Company. Against the decisions of CIR(A), tax authorities have filed appeals before ATIR which are in the process of hearings. Based on tax advisor’s opinion and CIR(A)’s decision in favour of the Company, the management is confident that the matter will be decided in favour of the Company and accordingly no provision has been made in these financial statements.

- 11.1.7** The Deputy Commissioner Inland Revenue (DCIR), through an assessment order, rejected the deferred sales tax refund claims of different tax periods amounting to Rupees 44.816 million on the grounds that the Company has failed to prove admissibility of refund claims in the light of objection raised by Sales Tax Automated Refund Repository (STARR). The Company filed an appeal before CIR(A) whereby CIR(A) has granted relief to the Company and directed the department to allow Company's refund claim after proper verification of underlying documents and refund should be curtailed if the Company failed to provide the proof. The management is of the view that there are meritorious grounds available to prove the genuineness of the refund claims. Consequently, no provision has been made in these financial statements.
- 11.1.8** The banks of the Company have issued letters of guarantee in favour of Pakistan State Oil Company Limited (PSO) - fuel supplier for an amount of Rupees 1,500 million (2017: Rupees 1,500 million) against purchase of fuel.
- 11.1.9** On 28 September 2018, the Company has challenged, before Honourable Lahore High Court, Lahore, the vires of clauses (h) and (i) to sub-section (1) of section 8 of the Sales Tax Act, 1990 whereby claim of input sales tax in respect of building materials has been disallowed. The Honourable Lahore High Court has issued stay order in favour of the Company and has allowed the Company to claim input sales tax paid on such goods in its monthly sales tax returns. Consequently, the Company has claimed input sales tax amounting to Rupees 2.801 million paid on such goods in its respective monthly sales tax returns. The management, based on advice of the legal counsel, is confident of favorable outcome of its appeal..

11.2 Commitments

- 10.2.1** The Company has entered into a contract for a period of thirty years for purchase of fuel from PSO. Under the terms of Fuel Supply Agreement (FSA), the Company is not required to buy any minimum quantity of fuel from PSO.

	2018 (Rupees in thousand)	2017
11.2.2 Commitments in respect of letters of credit for capital expenditure	4,992	46,324
11.2.3 Commitments in respect of other than capital expenditure	7,455	15,984
12. PROPERTY, PLANT AND EQUIPMENT		
Operating fixed assets (Note 12.1)	7,634,699	8,482,603
Capital work-in-progress (Note 12.2)	45,564	42,734
	<u>7,680,263</u>	<u>8,525,337</u>

12.1 Operating fixed assets

Reconciliation of carrying amounts of operating fixed assets at the beginning and at the end of the year is as follows:

Description	Freehold land	Buildings on freehold land	Air strip	Plant and machinery	Furniture and fittings	Vehicles	Office equipment	Electric equipment and appliances	Total
----- Rupees in thousand -----									
At 31 December 2016									
Cost	251,772	953,700	23,807	14,312,270	5,060	7,598	27,982	7,626	15,589,815
Accumulated depreciation	-	(384,382)	(21,647)	(5,848,077)	(3,182)	(7,048)	(20,564)	(6,303)	(6,291,203)
Net book value	251,772	569,318	2,160	8,464,193	1,878	550	7,418	1,323	9,298,612
Year ended 31 December 2017									
Opening net book value	251,772	569,318	2,160	8,464,193	1,878	550	7,418	1,323	9,298,612
Additions	-	7,844	-	103,914	-	-	122	480	112,360
Derecognitions:									
Cost	-	-	-	(49,451)	-	-	-	-	(49,451)
Accumulated depreciation	-	-	-	38,638	-	-	-	-	38,638
Depreciation charge	-	(51,603)	(1,190)	(860,761)	(451)	(452)	(2,950)	(149)	(917,556)
Closing net book value	251,772	525,559	970	7,696,533	1,427	98	4,590	1,654	8,482,603
At 31 December 2017									
Cost	251,772	961,544	23,807	14,366,733	5,060	7,598	28,104	8,106	15,652,724
Accumulated depreciation	-	(435,985)	(22,837)	(6,670,200)	(3,633)	(7,500)	(23,514)	(6,452)	(7,170,121)
Net book value	251,772	525,559	970	7,696,533	1,427	98	4,590	1,654	8,482,603
Year ended 31 December 2018									
Opening net book value	251,772	525,559	970	7,696,533	1,427	98	4,590	1,654	8,482,603
Additions	-	-	-	73,319	557	65	572	1,015	75,528
Derecognitions:									
Cost	-	-	-	(5,254)	-	-	-	-	(5,254)
Accumulated depreciation	-	-	-	3,339	-	-	-	-	3,339
Depreciation charge	-	(52,184)	(77)	(865,398)	(462)	(95)	(3,077)	(224)	(921,517)
Closing net book value	251,772	473,375	893	6,902,539	1,522	68	2,085	2,445	7,634,699
At 31 December 2018									
Cost	251,772	961,544	23,807	14,434,798	5,617	7,663	28,676	9,121	15,722,998
Accumulated depreciation	-	(488,169)	(22,914)	(7,532,259)	(4,095)	(7,595)	(26,591)	(6,676)	(8,088,299)
Net book value	251,772	473,375	893	6,902,539	1,522	68	2,085	2,445	7,634,699
Annual rate of depreciation (%)		3.29-11.1	5	2.59-33.3	10	20	10-33.3	9.13-20	

12.1.1 Detail of operating fixed assets, exceeding the book value of Rupees 500,000 disposed of / derecognised during the year is as follows:

Description	2018					Mode of disposal
	Cost	Accumulated depreciation	Net book value	Sale proceeds	Loss	
----- Rupees in thousand -----						
Plant and machinery						
Cooling tower with basin including motor, fans, fins etc.	1,795	1,157	638	-	(638)	(Note 12.1.4)
Electric protection system in relay room and electric switches panel in CCR including control building and relay room hvac system	1,298	779	519	-	(519)	(Note 12.1.4)
	3,093	1,936	1,157	-	(1,157)	
Aggregate of other items of operating fixed assets with individual book values not exceeding Rupees 500,000	2,161	1,403	758	-	(758)	(Note 12.1.4)
	5,254	3,339	1,915	-	(1,915)	

12.1.2 The depreciation charge for the year has been allocated as follows:

	2018 (Rupees in thousand)	2017
Cost of sales (Note 23)	917,659	913,554
Administrative expenses (Note 24)	3,858	4,002
	921,517	917,556

12.1.3 Operating fixed assets include fixed assets costing Rupees 372.262 million (2017: Rupees 262.766 million) which are fully depreciated but still in the use of the Company.

12.1.4 These represent operating fixed assets derecognized during the year due to replacement of assets as per requirement of IAS 16 "Property, Plant and Equipment".

12.1.5 Particulars of immovable properties are as follows:

	Address	Area of land Acres
Complex	Mehmood Kot, District Muzaffargarh	285.74

	2018 (Rupees in thousand)	2017
12.2 Capital work-in-progress		
Plant and machinery	45,564	42,162
Others	-	572
	45,564	42,734
13. LONG-TERM INVESTMENT		
Associated company - under equity method		
Nishat Energy Limited - unquoted 250,000 (2017: 250,000) fully paid ordinary shares of Rupees 10 each Equity held 25% (2017: 25%) at cost	2,500	2,500
Share of reserve		
As at 01 January	(1,658)	(1,658)
Less: Share of profit / (loss)	-	-
As at 31 December	(1,658)	(1,658)
Less: Impairment loss	(842)	(842)
Carrying amount under equity method	-	-

13.1 Summary of financial information of associated company as per un-audited financial statements for the year:

	2018 (Rupees in thousand)	2017
Non-current assets	-	12
Current assets	292	454
Total assets	292	466
Liabilities	12	2,574
Net assets	280	(2,108)
Profit / (loss) for the year	1,831	(5,473)

13.2 Nishat Energy Limited (NEL) is a public limited company incorporated in Pakistan. The principal activity of NEL was to build, own, operate and maintain coal power station. NEL had submitted an upfront tariff petition which was pending for receipt of Purchase Acquisition Request from Central Power Purchasing Agency (Guarantee) Limited (CPPA-G). On 14 October 2016, existing upfront tariff for power generation on imported / local coal expired and National Electric Power Regulatory Authority (NEPRA) has decided not to extend the existing upfront tariff beyond 14 October 2016. In view of the aforesaid reasons, NEL is not considered a going concern. Therefore, investment of the Company in NEL has been fully impaired in these financial statements.

13.3 NEL is an unlisted company therefore, no quoted market price is available for its shares.

13.4 There are no contingent liabilities relating to the Company's interest in NEL.

13.5 Provision for taxation is Rupees Nil in the financial statements of NEL.

13.6 Investment in associated company has been made in accordance with the requirements of the Companies Act, 2017.

	2018 (Rupees in thousand)	2017
14. LONG TERM LOANS TO EMPLOYEES		
Considered good:		
Executives (Note 14.1)	42,531	-
Other employees	3,194	-
	45,725	
Current portion shown under current assets (Note 17)		
Executives	(14,426)	-
Other employees	(1,094)	-
	(15,520)	-
	30,205	-

14.1 Reconciliation of carrying amount of loans to executives:

Balance as at 01 January	-	-
Add: Transferred from Lalpir Power Limited (Note 14.4)	44,821	-
Add: Disbursements	22,392	-
	67,213	-
Less: Repayments	24,682	-
Balance as at 31 December	42,531	-

14.1.1 Maximum aggregate balance due from executives at the end of any month during the year was Rupees 43.825 million.

14.2 Loans given to employees are in accordance with the Company's policy. These loans are interest free and are repayable in equal monthly instalments within a maximum period of five years. These loans are provided for purchase of vehicles and are secured against those vehicles.

14.3 Fair value adjustment in accordance with the requirements of IAS 39 'Financial Instruments: Recognition and Measurement' arising in respect of employees' loans is not considered material and hence not recognized.

- 14.4** This represents loans to those employees who have been transferred from Lalpir Power Limited - associated company with effect from 01 January 2018 as a result of termination of “Shared Facilities Agreement” between both companies.

	2018 (Rupees in thousand)	2017
15. FUEL STOCK		
Furnace oil	509,090	407,657
Diesel	7,308	12,674
	516,398	420,331
16. TRADE DEBTS - secured		
Other than related parties - considered good	16,939,272	14,166,522

- 16.1** These represent receivables from Central Power Purchasing Agency (Guarantee) Limited (CPPA-G), the Company’s sole customer, and are backed by sovereign guarantee of Government of Pakistan. This includes overdue amounts of Rupees 12,028 million (2017: Rupees 9,926 million) on which a penal mark-up at the rate of State Bank of Pakistan (SBP) discount rate plus 2% per annum. The penal mark-up rate charged during the year ranged from 8.25% to 12.50% (2017: 8.25%) per annum.

	2018 (Rupees in thousand)	2017
16.2 As at 31 December, age analysis of trade debts was as follows:		
Neither past due nor impaired	2,423,416	2,541,792
Past due but not impaired:		
- 26 to 90 days	1,849,459	4,230,465
- 91 to 180 days	5,392,513	4,927,144
- 181 to 365 days	4,463,004	1,645,139
- above 365 days	2,810,880	821,982
	14,515,856	11,624,730
	16,939,272	14,166,522

	2018 (Rupees in thousand)	2017
17. ADVANCES AND SHORT TERM PREPAYMENTS		
Current maturity of long term loans to employees (Note 14)	15,520	-
Advances - considered good:		
- to employees for expenses	41	-
- to employees against salary	1,105	-
- to suppliers - unsecured	39,933	40,801
Advance income tax - net	318,224	306,834
Short term prepayments	3,562	3,609
	378,385	351,244
18. LOAN TO ASSOCIATED COMPANY		
Nishat Hotels and Properties Limited (Note 18.1)	1,000,000	-
Lalpir Power Limited (Note 18.2)	-	-
	1,000,000	-

18.1 This represents working capital loan given to Nishat Hotels and Properties Limited during the year. This carries markup at the rate of one month KIBOR plus 0.50 % per annum. This loan is repayable uptill 24 October 2019. This is secured against corporate guarantee of the associated company. The effective rate charged during the year ranged from 6.86% to 10.90% per annum.

18.2 Working capital loans given to Lalpir Power Limited during the year were fully received during the year. These carried interest at the rate of one month KIBOR plus 0.50% per annum. The effective rate charged during the year ranged from 9.31% to 10.90% per annum.

18.3 The maximum aggregate amount receivable from related parties at the end of any month during the year was as follows:

	2018 (Rupees in thousand)	2017
Nishat Hotels and Properties Limited	1,000,000	-
Lalpir Power Limited	600,000	-
19. OTHER RECEIVABLES		
Recoverable from CPPA-G as pass through item:		
Workers' profit participation fund (Note 19.1)	276,292	358,865
Workers' welfare fund (Note 19.2)	-	-
Others	153	333
	276,445	359,198

	2018 (Rupees in thousand)	2017
19.1 Workers' profit participation fund		
Opening balance	358,865	293,166
Allocation for the year (Note 25.2)	74,257	65,699
Amount received during the year	156,830	-
	276,292	358,865
	276,292	358,865

19.2 Workers' welfare fund

Considered doubtful	5,135	5,135
Provision for doubtful receivable	(5,135)	(5,135)
	-	-
	-	-

19.2.1 Provision for Workers' Welfare Fund (WWF) has not been made in these financial statements based on the advice of legal counsel of the Company. However, in case the Company pays WWF, the same is recoverable from CPPA-G as a pass through item under PPA with CPPA-G.

	2018 (Rupees in thousand)	2017
20. ACCURED INTEREST		
On loan to:		
Nishat Hotels and Properties Limited	9,258	-
	9,258	-
	9,258	-

20.1 It is neither past due nor impaired. The maximum aggregate amount receivable from related party at the end of any month during the year was Rupees 9.258 million.

	2018 (Rupees in thousand)	2017
21. CASH AND BANK BALANCES		
Cash in hand	343	237
Cash with banks on:		
Saving accounts (Note 21.1)	902	61,339
Current accounts	1,933	113
	2,835	61,452
	3,178	61,689
	3,178	61,689

21.1 Saving accounts carry mark-up at the rates ranging from 3.75% to 8% (2017: 3.75% to 4.00%) per annum.

	2018 (Rupees in thousand)	2017
22. SALES		
Energy	13,473,156	18,047,125
Sales tax	(1,858,538)	(2,561,343)
	<u>11,614,618</u>	<u>15,485,782</u>
Capacity	4,603,678	4,269,003
	<u>16,218,296</u>	<u>19,754,785</u>
23 COST OF SALES		
Fuel cost (Note 23.1)	11,783,398	15,747,159
Operation and maintenance costs (Note 23.2)	578,071	657,221
Insurance	513,159	453,661
Depreciation (Note 12.1.2)	917,659	913,554
Liquidated damages to CPPA-G	350	153
	<u>13,792,637</u>	<u>17,771,748</u>
23.1 Fuel cost		
Opening stock	420,331	319,573
Purchased during the year	11,879,465	15,847,917
	<u>12,299,796</u>	<u>16,167,490</u>
Closing stock	(516,398)	(420,331)
	<u>11,783,398</u>	<u>15,747,159</u>
23.2 Operation and maintenance costs		
Salaries, wages and other benefits (Note 23.2.1)	250,770	226,760
Repair and maintenance	95,097	207,409
Stores and spare parts consumed	140,979	181,881
Fee and subscription	5,341	5,257
Electricity consumed in-house	85,884	35,914
	<u>578,071</u>	<u>657,221</u>

23.2.1 Salaries, wages and other benefits include provident fund contribution and provision for gratuity of Rupees 15.129 million (2017: Rupees 12.723 million) and Rupees 11.140 million (2017: Rupees 9.323 million) respectively.

	2018 (Rupees in thousand)	2017
24. ADMINISTRATIVE EXPENSES		
Salaries and other benefits (Note 24.1)	57,488	65,060
Travelling, conveyance and entertainment	61,076	63,098
Communication and utilities	764	1,236
Insurance	3,754	5,366
Legal and professional charges	31,345	22,201
Printing and stationery	1,603	2,873
Office rent	6,348	6,278
Depreciation (Note 12.1.2)	3,858	4,002
Community welfare	3,318	4,291
Security services	-	130
General expenses	4,971	7,189
	174,525	181,724

24.1 Salaries and other benefits include provident fund contribution and provision for gratuity of Rupees 1.848 million (2017: Rupees 3.555 million) and Rupees 2.360 million (2017: Rupees 2.605 million) respectively.

	2018 (Rupees in thousand)	2017
25. OTHER EXPENSES		
Auditor's remuneration (Note 25.1)	2,833	2,594
Workers' profit participation fund (Note 25.2)	-	-
Loss on derecognition of operating fixed assets (Note 11.1.1)	1,915	10,813
Impairment loss on long term investment in associated company	-	842
	4,748	14,249

25.1 Auditor's remuneration

Statutory audit	2,094	1,906
Half yearly review	601	550
Other certifications and reporting	50	50
Out of pocket expenses	88	88
	2,833	2,594

	2018 (Rupees in thousand)	2017
25.2 Workers' profit participation fund		
Allocation for workers' profit participation fund (Note 8.1)	74,257	65,699
Allocation to workers' profit participation fund recoverable from CPPA-G (Note 19.1)	(74,257)	(65,699)
	-	-
26. OTHER INCOME		
Income from financial assets		
Interest income:		
Profit on saving bank accounts	6,448	5,286
Interest on loan to associated companies	71,151	-
Reversal of liquidated damages	-	198,355
Income from non-financial assets		
Rental income	1,641	1,689
Scrap sales	18,623	116
	97,863	205,446
27. FINANCE COST		
Mark-up on long term finance	44,508	70,112
Mark-up on short term borrowings	800,312	592,590
Bank charges and commission	14,288	15,831
	859,108	678,533
28. TAXATION		

28.1 Provision for taxation has not been made in these financial statements as the total income of the Company except other income is exempt from levy of income tax under Clause 132 of Part I and Clause 11A of Part IV of the Second Schedule to the Income Tax Ordinance, 2001. No provision for taxation is required against other income due to availability of tax credits. The numerical reconciliation between the average tax rate and the applicable tax rate has not been presented in these financial statements being impracticable.

28.2 Management assessment on sufficiency of provision for income taxes

A comparison of provision on account of income taxes with most recent tax assessment for last three tax years is as follows:

	2017	2016	2015
	--- (Rupees in thousand) ---		
Tax assessed as per most recent tax assessment	Nil	Nil	Nil
Provision in accounts for income tax	Nil	Nil	Nil

As at 31 December 2018, as per the treatments adopted in tax returns filed that are based on the applicable tax laws and decisions of appellate authorities on similar matters, there is no provision in books of account for income tax as there are strong grounds that the said treatments are likely to be accepted by the tax authorities.

	2018	2017
29. EARNINGS PER SHARE - BASIC AND DILUTED		
There is no dilutive effect on the basic earnings per share which is based on:		
Profit attributable to ordinary shareholders (Rupees in thousand)	1,485,141	1,313,977
Weighted average number of shares (Number)	372,081,591	372,081,591
Earnings per share - basic (Rupees)	3.99	3.53
	2018	2017
	(Rupees in thousand)	
30. CASH UTILIZED IN OPERATIONS		
Profit before taxation	1,485,141	1,313,977
Adjustments for non-cash charges and other items:		
Depreciation	921,517	917,556
Provision for gratuity	13,770	11,929
Loss on derecognition of operating fixed assets	1,915	10,813
Impairment loss on investment in associated company	-	842
Interest income	(77,599)	(5,286)
Finance cost	859,108	678,533
Cash flows from operating activities before working capital changes	3,203,852	2,928,364
Working capital changes		
(Increase) / decrease in current assets:		
Stores, spare parts and other consumables	(19,236)	23,529
Fuel stock	(96,067)	(100,758)
Trade debts	(2,772,750)	(2,532,020)
Advances and short term prepayments	(15,751)	9,002
Loan to associated company	(1,000,000)	-
Other receivables	82,753	(65,879)
Sales tax recoverable	1,018,295	(440,625)
	(2,802,756)	(3,106,751)
Decrease in trade and other payables	(642,060)	(344,731)
	(240,964)	(523,118)

30.1 There are no non-cash investing and financing activities during the year.

30.2 Reconciliation of movement of liabilities to cash flows arising from financing activities

	2018		
	Liabilities from financing activities		Total
	Long term finance	Unclaimed dividend	
..... (Rupees in thousand)			
Balance as at 01 January 2018	780,194	5,337	785,531
Repayment of long term finance	(445,825)	-	(445,825)
Dividend declared	-	372,082	372,082
Dividend paid	-	(370,687)	(370,687)
Balance as at 31 December 2018	334,369	6,732	341,101

	2017		
	Liabilities from financing activities		Total
	Long term finance	Unclaimed dividend	
..... (Rupees in thousand)			
Balance as at 01 January 2017	1,226,019	7,532	1,233,551
Repayment of long term finance	(445,825)	-	(445,825)
Dividend declared	-	744,164	744,164
Dividend paid	-	(746,359)	(746,359)
Balance as at 31 December 2017	780,194	5,337	785,531

31. PROVIDENT FUND

As at the reporting date, the provident fund trust is in the process of regularizing its investments in accordance with section 218 of the Companies Act, 2017 and the regulations formulated for this purpose in terms of SRO 731 (I)/2018 issued by Securities and Exchange Commission of Pakistan on 06 June 2018 which allows transition period of one year for bringing the provident fund trust in conformity with the requirements of regulations.

32. NUMBER OF EMPLOYEES

	2018	2017
Number of employees as on 31 December	83	199
Average number of employees during the year	84	198

32.1 These include 59 (2017: 136) number of factory employees.

33. TRANSACTIONS WITH RELATED PARTIES

Related parties of the Company comprise of associated companies and key management personnel. The Company in the normal course of business carries out transactions with various related parties. Detail of significant transactions with related parties other than those which have been specifically disclosed elsewhere in these financial statements, except for remuneration to key management personnel as disclosed in note 34, are as follows:

Related party	Nature of transaction	2018 (Rupees in thousand)	2017
Nishat Mills Limited	Dividend	102,524	205,048
Adamjee Insurance Company Limited	Dividend	25,631	51,262
	Insurance premium	4,950	236
	Insurance claim received	1,206	-
Security General Insurance Company Limited	Dividend	6,407	12,815
	Insurance premium	594,458	525,541
	Insurance claim received	-	-
Engen (Private) Limited	Dividend	64,477	128,954
Lalpir Power Limited	Share of expenses	-	329,290
	Share of rental income	-	1,688
	Loan received	1,610,000	1,000,000
	Loan repaid	1,610,000	1,656,500
	Loan given	1,100,000	-
	Loan repaid	1,100,000	-
	Interest charged	11,187	-
	Interest paid	24,205	55,846
Pakistan Aviators and Aviation (Private) Limited	Flying services	62,527	54,896
Nishat (Aziz Avenue) Hotels and Properties Limited	Rent expense	6,802	6,278
Nishat Hospitality (Private) Limited	Boarding and lodging services	17	362
Nishat Hotels and Properties Limited	Boarding and lodging services	330	571
	Loan given	1,000,000	-
	Interest received	59,332	-
D.G. Khan Cement Company Limited	Purchase of goods	221	-
City Schools (Private) Limited	Dividend	526	-
City Schools Provident Fund Trust	Dividend	1,053	2,027
Adamjee Life Assurance Company Limited	Insurance premium	1,560	-
Staff retirement benefit plans			
Provident fund	Contributions	16,977	-
Gratuity fund	Contributions	-	-

33.1 Following are the related parties with whom the Company had entered into transactions or have arrangements / agreements in place:

Name of the related party	Basis of relationship	Transaction entered or agreement and / or arrangement in place during the financial year	Percentage of shareholding
Nishat Mills Limited	Common Directorship	Yes	None
Adamjee Insurance Company Limited	Group Company	Yes	None
Security General Insurance Company Limited	Common Directorship	Yes	None
City Schools (Private) Limited	Common Directorship	Yes	None
Engen (Private) Limited	Common Directorship	Yes	None
Lalpir Power Limited	Common Directorship	Yes	None
Nishat Hospitality (Private) Limited	Common Directorship	Yes	None
Pakistan Aviators and Aviation (Private) Limited	Common Directorship	Yes	None
Nishat Hotels and Properties Limited	Common Directorship	Yes	None
Nishat (Aziz Avenue) Hotels and Properties Limited	Common Directorship	Yes	None
City Schools Provident Fund Trust	Common Directorship/ Trustee	Yes	None
Nishat Power Limited	Common Directorship	No	None
Nishat Paper Products Company Limited	Common Directorship	No	None
Nishat Developers (Private) Limited	Common Directorship	No	None
Nishat Dairy (Private) Limited	Common Directorship	No	None
Nishat Automobiles (Private) Limited	Common Directorship	No	None
Nishat Agriculture Farming (Private) Limited	Common Directorship	No	None
Nishat Real Estate Development Company (Private) Limited	Common Directorship	No	None
Nishat Energy Limited	Shareholding	No	25%
Adamjee Life Assurance Company Limited	Group Company	Yes	None
Hyundai Nishat Motor (Private) Limited	Common Directorship	No	None
Educational System (Private) Limited	Common Directorship	No	None
Smart Education System (Private) Limited	Common Directorship	No	None
The Smart School (Private) Limited	Common Directorship	No	None
City APIT (Private) Limited	Common Directorship	No	None
City Educational Services (Private) Limited	Common Directorship	No	None
Premier Realties (Private) Limited	Common Directorship	No	None
Remington Realties (Private) Limited	Common Directorship	No	None
City Agro (Private) Limited	Common Directorship	No	None
Nishat (Chunian) Limited	Common Directorship	No	None

34. REMUNERATION OF CHIEF EXECUTIVE, DIRECTORS AND EXECUTIVES

Aggregate amounts charged in these financial statements in respect of remuneration, including all benefits to the chief executive, directors and executives of the Company are as follows:

	Chief Executive / Director		Executives	
	2018	2017	2018	2017
Managerial remuneration	18,213	18,213	134,439	124,351
Medical expenses	1,821	1,821	13,444	12,435
Bonus	6,010	6,010	36,302	334,894
Retirement benefits	1,821	1,821	13,444	12,240
	<u>27,865</u>	<u>27,865</u>	<u>197,629</u>	<u>483,920</u>
Number of persons	<u>1</u>	<u>1</u>	<u>50</u>	<u>49</u>

34.1 The Company provides to chief executive and certain executives with free use of the Company maintained cars.

34.2 Meeting fee of Rupees 800,000 (2017: Rupees 725,000) was paid to non-executive directors of the Company during the year.

35. FINANCIAL RISK MANAGEMENT

35.1 Financial risk factors

The Company's activities expose it to a variety of financial risks: market risk (including currency risk, other price risk and interest rate risk), credit risk and liquidity risk. The Company's overall risk management programme focuses on the unpredictability of financial markets and seeks to minimize potential adverse effects on the Company's financial performance.

Risk management is carried out by the Company's finance department under policies approved by the Board of Directors (the Board). The Company's finance department evaluates and hedges financial risks. The Board provides principles for overall risk management, as well as policies covering specific areas such as currency risk, other price risk, interest rate risk, credit risk, liquidity risk and investment of excess liquidity. All treasury related transactions are carried out within the parameters of these policies.

(a) Market risk

(i) Currency risk

Currency risk is the risk that the fair value or future cash flows of a financial instrument will fluctuate because of changes in foreign exchange rates. Currency risk arises mainly from future commercial transactions or receivables and payables that exist due to transactions in foreign currencies.

The Company is exposed to currency risk arising from various currency exposures, primarily with respect to the United States Dollar (USD), EURO and Japanese Yen (JPY). As on reporting date, the Company's foreign exchange risk exposure is restricted to payables only. The Company's exposure to currency risk was as follows:

	2018	2017
Trade and other payables		
- USD	(64,925)	(111,773)
- GBP	-	(7,866)
- EURO	(7,984)	-
- JPY	(4,834,787)	(6,168,709)
Net exposure - USD	(64,925)	(111,773)
Net exposure - GBP	-	(7,866)
Net exposure - EURO	(7,984)	-
Net exposure - JPY	(4,834,787)	(6,168,709)

The following significant exchange rates were applied during the year:

Rupees per US Dollar

Average rate	122.09	105.58
Reporting date rate	138.60	110.50

Rupees per GBP

Average rate	162.08	136.92
Reporting date rate	175.88	148.72

Rupees per Euro

Average rate	143.83	119.93
Reporting date rate	158.52	131.79

Rupees per JPY

Average rate	1.10	0.94
Reporting date rate	1.25	0.98

Sensitivity analysis

If the functional currency, at reporting date, had weakened / strengthened by 5% against the USD, GBP, EURO and JPY with all other variables held constant, the impact on profit after taxation for the year would have been Rupees 0.815 million (2017: Rupees 0.978 million) respectively lower / higher, mainly as a result of exchange losses / gains on translation of foreign exchange denominated financial instruments. Currency risk sensitivity to foreign exchange movements has been calculated on a symmetric basis. The sensitivity analysis is unrepresentative of inherent currency risk as the year end exposure does not reflect the exposure during the year.

(ii) Other price risk

Other price risk represents the risk that the fair value or future cash flows of a financial instrument will fluctuate because of changes in market prices (other than those arising from interest rate risk or currency risk), whether those changes are caused by factors specific to the individual financial instrument or its issuer, or factors affecting all similar financial instruments traded in the market. The Company is not exposed to equity price risk since there are no investments in

equity securities traded in the market at the reporting date. The Company is also not exposed to commodity price risk since it does not hold any financial instrument based on commodity prices.

(iii) Interest rate risk

This represents the risk that the fair value or future cash flows of a financial instrument will fluctuate because of changes in market interest rates.

The Company's interest rate risk arises from bank balances in saving accounts, past due trade debts, loan to associate company, long term finance and short term borrowings. Financial instruments obtained at variable rates expose the Company to cash flow interest rate risk. Financial instruments obtained, if any, at fixed rate expose the Company to fair value interest rate risk.

At the reporting date, the interest rate profile of the Company's interest bearing financial instruments was as follows:

	2018 (Rupees in thousand)	2017
Floating rate instruments		
Financial assets		
Bank balances - saving accounts	902	61,339
Loan to associated company	1,000,000	-
Trade debts - past due	12,028,156	9,925,960
	13,029,058	9,987,299
Financial liabilities		
Long term finance	(334,369)	(780,194)
Short term borrowings	(11,093,800)	(9,194,511)
	(11,428,169)	(9,974,705)
Net exposure	1,600,889	12,594

Fair value sensitivity analysis for fixed rate instruments

The Company does not account for any fixed rate financial assets and liabilities at fair value through profit or loss. Therefore, a change in interest rate at the reporting date would not affect profit or loss of the Company.

Cash flow sensitivity analysis for variable rate instruments

If interest rates at the reporting date, fluctuates by 1% higher / lower with all other variables held constant, profit after taxation for the year would have been Rupees 16.01 million (2017: Rupees 0.13 million lower / higher) higher / lower, mainly as a result of higher / lower interest income on floating rate instruments. This analysis is prepared assuming the amounts of assets and liabilities outstanding at reporting dates were outstanding for the whole year.

(b) Credit risk

Credit risk represents the risk that one party to a financial instrument will cause a financial loss for the other party by failing to discharge an obligation. The carrying amount of financial assets represents the maximum credit exposure. The maximum exposure to credit risk at the reporting date was as follows:

	2018 (Rupees in thousand)	2017
Long term loans to employees	45,725	-
Long term security deposit	300	300
Trade debts	16,939,272	14,166,522
Loan to associated company	1,000,000	-
Accrued interest	9,258	-
Other receivables	153	333
Bank balances	2,835	61,452
	<u>17,997,543</u>	<u>14,228,607</u>

Age analysis of trade debts as at the reporting date is given in note 16.2.

The credit quality of financial assets that are neither past due nor impaired can be assessed by reference to external credit ratings (If available) or to historical information about counterparty default rate:

	Rating			2018 (Rupees in thousand)	2017
	Short Term	Long Term	Agency		
CPPA-G		Not available		2,423,416	2,541,792
Nishat Hotels and Properties Limited	A-2	A-	PACRA	1,000,000	-
National Bank of Pakistan	A1+	AAA	PACRA	85	306
Habib Bank Limited	A-1+	AAA	JCR-VIS	538	201
MCB Bank Limited	A1+	AAA	PACRA	66	65
United Bank Limited	A-1+	AAA	JCR-VIS	576	52,466
The Bank of Punjab	A1+	AA	PACRA	2	197
Allied Bank Limited	A1+	AAA	PACRA	3	8,166
Al Baraka Bank (Pakistan) Limited	A1	A	PACRA	39	42
Askari Bank Limited	A1+	AA+	PACRA	230	-
Faysal Bank Limited	A1+	AA	PACRA	1,296	9
				<u>3,426,251</u>	<u>2,603,244</u>

Due to the Company's long standing business relationships with these counterparties and after giving due consideration to their strong financial standing, management does not expect non-performance by these counter parties on their obligations to the Company. Accordingly the credit risk is minimal.

(c) Liquidity risk

Liquidity risk is the risk that the Company will not be able to meet its financial obligations as they fall due. The Company manages liquidity risk by maintaining sufficient cash and the availability of funding through an adequate amount of committed credit facilities. As 31 December 2018, the Company had Rupees 2,324 million (2017: Rupees 3,473 million) available borrowing limits from financial institutions and Rupees 3.178 million (2017: Rupees 61.689 million) cash and bank balances to meet the short term funding requirements due to delay in payments by CPPA-G. Management believes the liquidity risk to be low. Following are the contractual maturities of financial liabilities, including interest payments. The amounts disclosed in the table are undiscounted cash flows:

Contractual maturities of financial liabilities as at 31 December 2018:

	Carrying amount	Contractual cash flows	6 months or less	6-12 months	1-2 Years	More than 2 Years
(----- Rupees in thousand -----)						
Non-derivative financial liabilities:						
Long term finance	334,369	352,758	238,237	114,521	-	-
Trade and other payables	447,119	447,119	447,119	-	-	-
Unclaimed dividend	6,732	6,732	6,732	-	-	-
Accrued mark-up / interest	126,510	126,510	126,510	-	-	-
Short term borrowings	11,093,800	11,290,428	11,290,428	-	-	-
	<u>12,008,530</u>	<u>12,223,547</u>	<u>12,109,026</u>	<u>114,521</u>	<u>-</u>	<u>-</u>

Contractual maturities of financial liabilities as at 31 December 2017:

	Carrying amount	Contractual cash flows	6 months or less	6-12 months	1-2 Years	More than 2 Years
(----- Rupees in thousand -----)						
Non-derivative financial liabilities:						
Long term finance	780,194	832,012	246,971	239,568	345,473	-
Trade and other payables	1,103,407	1,103,407	1,103,407	-	-	-
Unclaimed dividend	5,337	5,337	5,337	-	-	-
Accrued mark-up / interest	108,124	108,124	108,124	-	-	-
Short term borrowings	9,194,511	9,297,008	9,297,008	-	-	-
	<u>11,191,573</u>	<u>11,345,888</u>	<u>10,760,847</u>	<u>239,568</u>	<u>345,473</u>	<u>-</u>

The contractual cash flows relating to the above financial liabilities have been determined on the basis of interest rates / mark up rates effective as at 31 December. The rates of interest / mark up have been disclosed in note 6 and note 10 to these financial statements.

35.2 Offsetting financial assets and financial liabilities

As at reporting date, recognized financial instruments are not subject to off setting as there are no enforceable master netting arrangements and similar agreements.

35.3 Financial instruments by categories

Assets as per Statement of Financial Position

	Loans and receivables	
	2018	2017
	(Rupees in thousand)	
Long term loans to employees	45,725	-
Long term security deposit	300	300
Trade debts	16,939,272	14,166,522
Other receivables	153	333
Loan to associated company	1,000,000	-
Accrued Interest	9,258	-
Cash and bank balances	3,178	61,689
	17,997,886	14,228,844

Liabilities as per statement of Financial position

	Financial liabilities at amortized cost	
	2018	2017
	(Rupees in thousand)	
Long term finance	334,369	780,194
Trade and other payables	447,119	1,103,407
Accrued mark-up / interest	126,510	108,124
Unclaimed dividend	6,732	5,337
Short term borrowings	11,093,800	9,194,511
	12,008,530	11,191,573

36. RECOGNIZED FAIR VALUE MEASUREMENTS - FINANCIAL INSTRUMENTS

(i) Fair value hierarchy

Certain financial assets and financial liabilities are not measured at fair value if the carrying amounts are a reasonable approximation of fair value. Due to short term nature, carrying amounts of certain financial assets and financial liabilities are considered to be the same as their fair value. For the majority of the non-current receivables, the fair values are also not significantly different to their carrying amounts. Judgements and estimates are made in determining the fair values of the financial instruments that are recognised and measured at fair value in these financial statements. To provide an indication about the reliability of the inputs used in determining fair value, the Company classify its financial instruments into the following three levels. However, as at the reporting date, the Company has no such type of financial instruments which are required to be grouped into these levels. These levels are explained as under:

Level 1: The fair value of financial instruments traded in active markets (such as publicly traded derivatives, and trading and available-for-sale securities) is based on quoted market prices at the end of the reporting period. The quoted market price used for financial assets held by the Company is the current bid price. These instruments are included in level 1.

Level 2: The fair value of financial instruments that are not traded in an active market (for example, over-the-counter derivatives) is determined using valuation techniques which maximise the use of observable market data and rely as little as possible on entity-specific estimates. If all significant inputs required to fair value an instrument are observable, the instrument is included in level 2.

Level 3: If one or more of the significant inputs is not based on observable market data, the instrument is included in level 3. This is the case for unlisted equity securities.

	2018 MWH	2017 MWH
37. CAPACITY AND ACTUAL PRODUCTION		
Installed capacity based on 8,760 (2017: 8,760) hours	3,197,400	3,197,400
Actual energy delivered	810,832	1,523,441

Output produced by the Complex is dependent on the load demanded by CPPA-G and Complex availability. During the year, energy delivery was low due to forced outage.

38. UNUTILIZED CREDIT FACILITIES

	Non-funded		Funded	
	2018 (Rupees in thousand)	2017	2018 (Rupees in thousand)	2017
Total facilities	3,522,141	4,971,441	13,417,700	12,667,720
Utilized at the end of the year	2,168,883	2,213,485	11,093,800	9,194,511
Unutilized at the end of the year	1,353,258	2,757,956	2,323,900	3,473,209

39. SEGMENT INFORMATION

These financial statements have been prepared on the basis of single reportable segment. Revenue from sale of electricity relates to CPPA-G, the Company's sole customer in Pakistan. All non-current assets of the Company as at reporting date were located in Pakistan.

40. EVENTS AFTER THE REPORTING PERIOD

The Board of Directors have proposed final cash dividend for the year ended 31 December 2018 of Rupees 1.50 per share (2017: Rupee 1 per share). However, this event has been considered as non-adjusting event under IAS 10 'Events after Reporting Period' and has not been recognized in these financial statements.

41. DATE OF AUTHORIZATION FOR ISSUE

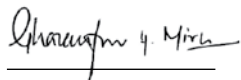
These financial statements were authorized for issue on 22 March 2019 by the Board of Directors of the Company.

42. CORRESPONDING FIGURES

Corresponding figures have been re-arranged, wherever necessary, for the purpose of comparison. To comply with the requirements of the Companies Act, 2017 unclaimed dividend has been reclassified from trade and other payables and presented on the face of statement of financial position.

43. GENERAL


Figures have been rounded off to the nearest thousand Rupees, unless otherwise stated.



CHIEF EXECUTIVE



DIRECTOR



CHIEF FINANCIAL OFFICER

FORM OF PROXY

I/We, _____ of
_____ CDCA/CNO./FOLIONO. _____

being a shareholder of the Pakgen Power Limited (The Company) do hereby appoint.

Mr./Miss/Ms. _____
of _____ CDCA/CNO./FOLIONO. _____ and
or failing him/her _____ of _____

who is/are also a shareholder of the said Company, as my/our proxy in my/our absence and to vote for me/us at the Annual General Meeting of the Company to be held on April 30, 2019 (Tuesday) at 11:30 A.M. at The Nishat Hotel (Emporium Mall), Trade and Finance Centre, Near Expo Centre, Abdul Haq Road, Johar Town, Lahore and at any adjournment thereof in the same manner as I/we myself/ourselves would vote if personally present at such meeting.

As witness my/our hands in this day of _____ 2019.

Revenue
Stamp
of Rs. 5/-

Signature _____

Address _____

No. of shares held _____

Witnesses:-

Name _____

Name _____

Address _____

Address _____

IMPORTANT:

- a. This instrument appointing a proxy, duly completed, must be received at the registered Office of the Company at Nishat House, 53- A, Lawrence Road, Lahore not later than 48 hours before the time of holding the Annual General Meeting. For Appointing Proxies.
- b. Attested copies of the CNIC or the passport of beneficial owners shall be furnished with the proxy form.
- c. The proxy shall produce his original CNIC or original passport at the time of the Meeting.
- d. In case of corporate entity, the Board's resolution / power of attorney with specimen signature shall be furnished along with proxy form to the Company

AFFIX
CORRECT
POSTAGE

The Company Secretary

PAKGEN POWER LIMITED

53 - A, Lawrence Road, Lahore.

Tel : 042 - 36367812 - 16 Fax: 042 - 36367414

نمائندگی کا فارم (پراکسی فارم)

میں اہم
ساکن
سی ڈی سی اکاؤنٹ نمبر / فولیو نمبر
بھیشت رکن پاک جن پاور لیٹنڈ (کمپنی) اور حامل عام حصص بذریعہ ہذا محترم / محترمہ
ساکن
سی ڈی سی اکاؤنٹ نمبر / فولیو
نمبر
اور یا اسکی غیر موجودگی کی صورت میں
ساکن

جو مذکورہ کمپنی کا حصص دار بھی ہے گواہ ہے / ہمارے ایما پر: 30 اپریل 2019ء (منگل) کو صبح 11:30 بجے نشاط ہوٹل، (ایچ ایم مال)، ٹریڈ اینڈ
فنانس سنٹر نزد ایکسپو سنٹر، عبدالحق روڈ، جوہر ٹاؤن، لاہور پر منعقد ہونے والے کمپنی کے سالانہ اجلاس عام میں میری / ہماری غیر موجودگی میں
حق رائے دہی استعمال کرنے، تقریر اور شرکت کرنے یا کسی بھی التوا کی صورت میں اپنا / ہمارا بطور نمائندہ (پراکسی) مقرر کرتا / کرتے ہیں۔

آج بروز بتاریخ 2019ء کو میرے / ہمارے دستخط سے گواہوں کی تصدیق سے جاری ہوا۔

دستخط: _____
پتہ: _____
تعداد ملکیتی حصص: _____
گواہان: _____
نام: _____
پتہ: _____
نام: _____
پتہ: _____

51۰ روپے کارپوریٹ ٹیکس عیاں چکان کریں

اہم نوٹ:

- پراکسی تقرری کے یہ آلات، باقاعدہ مکمل سالانہ اجلاس عام کے انعقاد سے کم از کم 48 گھنٹے قبل کمپنی کے رجسٹرڈ دفتر نشاط ہاؤس، 53-A، لارنس روڈ، لاہور میں لازماً وصول ہو جانے چاہئیں۔
- پراکسی کے تقرر کے لئے
- ب۔ پینشنل اوزر کی CNIC یا پاسپورٹ کی مصدقہ نقول پراکسی فارم کے ہمراہ لازماً جمع کرانا ہوں گی۔
- پراکسی اجلاس کے وقت اپنا اصل CNIC یا اصل پاسپورٹ مہیا کرے گا۔
- د۔ کارپوریٹ ایجنسی کی صورت میں بورڈ کی قرارداد / اختیار نامہ مع دستخط پراکسی فارم کے ہمراہ کمپنی کو جمع کرانا ہوگا۔

AFFIX
CORRECT
POSTAGE

The Company Secretary

PAKGEN POWER LIMITED

53 - A, Lawrence Road, Lahore.















Tel : 042 - 36367812 - 16 Fax: 042 - 36367414



**Be aware, Be alert,
Be safe**

**Learn about investing at
www.jamapunji.pk**

Key features:

-  Licensed Entities Verification
-  Scam meter*
-  Jamapunji games*
-  Tax credit calculator*
-  Company Verification
-  Insurance & Investment Checklist
-  FAQs Answered
-  Stock trading simulator
(based on live feed from KSE)
-  Knowledge center
-  Risk profiler*
-  Financial calculator
-  Subscription to Alerts (event notifications, corporate and regulatory actions)
-  Jamapunji application for mobile device
-  Online Quizzes



Jama Punji is an Investor Education Initiative of Securities and Exchange Commission of Pakistan

 jamapunji.pk

 @jamapunji_pk

*Mobile apps are also available for download for android and ios devices



N I S H A T

PAKGEN POWER LIMITED

53 - A, Lawrence Road, Lahore. Tel: 042 - 36367812 - 16

Fax: 042 - 363674141 UAN: 042 - 111-11-33-33